




**WORLD
HEART
FEDERATION**



**NICOTINE AND
CARDIOVASCULAR
HEALTH:
WHEN POISON IS
ADDICTIVE**

**A WORLD
HEART FEDERATION
POLICY BRIEF**



ACKNOWLEDGEMENTS

This is an official publication of the World Heart Federation (WHF) reviewed by President Prof. Daniel Piñeiro, President-Elect Prof. Jagat Narula, Vice President Ms. Kristina Sparreljung, Advocacy Committee Chair Ms. Diana Vaca McGhie, Science Committee Chair Prof. Thomas Gaziano, and Chief Executive Officer Dr. Jean-Luc Eiselé.

WHF would like to thank the following authors for their contributions:

Dr. E. Ulysses Dorotheo¹, Southeast Asia Tobacco Control Alliance, Philippines

Prof. Monika Arora, Public Health Foundation of India, India

Prof. Amitava Banerjee, University College London, United Kingdom; Amrita Institute of Medical Sciences, India

Prof. Eduardo Bianco, Frank Foundation for International Health, Uruguay

Dr. Nuan Ping Cheah, Health Sciences Authority, Singapore

Dr. Regina Dalmau, University Hospital la Paz, Madrid, Spain

Prof. Thomas E. Eissenberg, Virginia Commonwealth University, United States of America

Prof. Koji Hasegawa, National Hospital Organization Kyoto Medical Center, Japan

Prof. Pamela Naidoo, Heart and Stroke Foundation South Africa, South Africa; University of the Western Cape, South Africa

Dr. Noreen T. Nazir, University of Illinois Chicago, United States of America

Prof. L. Kristin Newby, Duke University School of Medicine, United States of America

Dr. Nour Obeidat, King Hussein Cancer Center, Jordan

Mr. Andrii Skipalskyi, World Health Organization, Ukraine

Prof. Janina Stępińska, Department of Medical Communication, School of Public Health, Centre of Postgraduate Medical Education, Warsaw, Poland


Dr. Jeffrey Willet, American Heart Association, United States of America

Mr. Yunshu Wang, World Heart Federation, Switzerland

¹Chair of the Writing Group

CONTENTS

| | |
|--|-----------|
| Executive summary | 4 |
| Introduction and significance | 5 |
| Sources and chemistry of nicotine | 6 |
| Nicotine-containing consumer products | 8 |
| Physiological and clinical effects of nicotine on the cardiovascular system | 11 |
| Additional effects of nicotine | 13 |
| Nicotine dependence, addiction, and resulting behavioural effects | 15 |
| Nicotine replacement therapies | 17 |
| Impact on public health and product regulation | 19 |
| Conclusion | 20 |
| Policy recommendations | 21 |
| References | 25 |



EXECUTIVE SUMMARY

Nicotine is universally recognized as the primary addictive substance fuelling the continued use of tobacco products, which are responsible for over 8 million deaths annually. In recent years, the popularity of newer recreational nicotine products has surged drastically in many countries, raising health and safety concerns. For decades, the tobacco industry has promoted the myth that nicotine is as harmless as caffeine. Nonetheless, evidence shows that nicotine is far from innocuous, even on its own. In fact, numerous studies have demonstrated that nicotine can harm multiple organs, including the respiratory and cardiovascular systems.


Tobacco and recreational nicotine products are commercialized in various types and forms, delivering varying levels of nicotine along with other toxic compounds. These products deliver nicotine in profiles that can initiate and perpetuate addiction, especially in young populations. Notably, some electronic nicotine delivery systems (ENDS) and heated tobacco products (HTP) can deliver concentrations of nicotine that are comparable to those of traditional cigarettes.

Despite being regularly advertised as such, ENDS and HTP have demonstrated limited effectiveness as tobacco cessation aids in real-world settings. Furthermore, ENDS have also been associated with an increased risk of cardiovascular disease.

In contrast, nicotine replacement therapies (NRT) are proven to be safe and effective medications for tobacco cessation.

NRTs are designed to release nicotine in a slow and controlled manner, thereby minimizing the potential for abuse. Moreover, the long-term safety of NRTs has been extensively studied and documented.

The vast majority of tobacco and nicotine products available in the market currently contain nicotine derived from tobacco leaves. However, advancements in the chemical synthesis of nicotine have introduced an economically viable alternative source. The tobacco industry has been exploiting synthetic nicotine to circumvent existing tobacco control laws and regulations. The emergence of newer tobacco and recreational nicotine products, along with synthetic nicotine, pose a tangible threat to established tobacco control policies. Nicotine regulations need to be responsive to address these evolving challenges. As such, governments should regulate all tobacco and non-medical nicotine products through a global, comprehensive, and consistent approach in order to safeguard tobacco control progress in past decades.



INTRODUCTION AND SIGNIFICANCE



FOR DECADES, THE TOBACCO INDUSTRY HAS PROMOTED THE MYTH THAT NICOTINE IS AS HARMLESS AS CAFFEINE

5

Cardiovascular disease remains the leading cause of mortality worldwide, claiming over 20.5 million lives in 2021.⁽¹⁾

Tobacco use is recognized universally as a major risk factor for cardiovascular morbidity and mortality, **contributing to approximately 17% of all deaths from cardiovascular disease.**^(2,3)

Nicotine is widely acknowledged as the principal addictive substance driving the **continued use of tobacco products, which are responsible for over 8 million deaths globally each year, including 1.68 million from ischemic heart disease.**^(4,5)

Commercial tobacco and recreational nicotine product manufacturers, as well as proponents of their products, claim that nicotine is as harmless as caffeine.⁽⁶⁻⁸⁾ They generally argue that the health harms from tobacco smoking, including its effect on cardiovascular disease and cancers, are attributable to the smoke and tar generated by the combustion of tobacco, rather than nicotine. Citing [medical] nicotine replacement therapy (NRT), which is non-combusted, as being widely accepted as safe,⁽⁹⁻¹¹⁾ they frequently quote Dr. Michael Russell who wrote in 1976, “People smoke for

nicotine, but they die from the tar.”⁽¹²⁾ Many manufacturers aggressively market non-combusted forms of recreational nicotine delivery, such as electronic nicotine delivery systems (ENDS) and heated tobacco products (HTP), as significantly less harmful than conventional cigarettes.⁽¹³⁾ However, scientific evidence describing the adverse effects of nicotine on respiratory and cardiovascular health, cancers, brain maturation, and smoking cessation raises ongoing concerns about use of these nicotine delivery products^(14,15) which also deliver other harmful substances in addition to potentially addictive levels of nicotine.

The tobacco industry’s history of promotional tactics to perpetuate nicotine dependence includes misleading claims about the health benefit of cigarette filters and “light” or “low-tar” cigarettes⁽¹⁶⁻²⁰⁾ and public denial of the addictive nature of nicotine, while manipulating the content of tobacco cigarettes to enhance their addictiveness.⁽²¹⁻²³⁾

Despite robust evidence, some proponents of ENDS, also commonly referred to as

e-cigarettes, continue to question the addictive potential of nicotine, sometimes invoking the fact that nicotine is naturally present, in infinitesimal concentrations, in several edible plants of the nightshade family, and pointing out that there are no cases of addiction or health harms associated with the consumption of tomatoes, eggplants, and potatoes.^(24,25) These claims and arguments are used systematically by the tobacco industry to lobby for minimal governmental regulation of products it labels as “alternative” and “reduced-risk”.

In light of continued industry misinformation about nicotine, further heightened by the commercial interest generated by a global proliferation of its newer delivery systems, the present document reviews the latest scientific evidence on nicotine and cardiovascular health in order to raise awareness of the potential harmful effects of nicotine on the cardiovascular system and provide evidence-based recommendations to the heart health community, policy makers, and the public at large.

SOURCES AND CHEMISTRY OF NICOTINE

Nicotine is a colourless, odourless, oily liquid that turns brown when exposed to light or air. ⁽²⁶⁾

It is the primary alkaloid of tobacco, as well as the most abundant pyridine alkaloid found in the leaves of plants from the *Nicotiana* genus. ⁽²⁷⁾

N. tabacum L. and *N. rustica* L. are the major species used in the manufacturing of tobacco products due to the high levels of nicotine present in these species. ^(28,29) Typical nicotine concentrations range from 15 to 35mg per gram (g) of tobacco, with total alkaloid concentrations reaching up to 79mg per g of tobacco. ^(30,31)

Nicotine belongs to a class of chemical compounds that displays *chirality*, meaning that the molecule exists in two forms that are non-superimposable mirror images of each other. ⁽³²⁾ The most common nomenclature used to differentiate two chiral forms, also

known as enantiomers, is the (R)- and (S)-system. Enantiomers possess the same physical and chemical properties but may considerably differ in their biological and pharmacological effects – e.g., one may be active, while the other may be inactive or even toxic. ^(33,34) As such, the (R)- and (S)-configurations of nicotine are classified as distinct chemical substances with unique Chemical Abstracts Service (CAS) Registry Numbers. ⁽³⁵⁾

Nicotine extracted from tobacco plants consists predominantly of the (S)-form, which represents approximately 90% of total alkaloids present in tobacco, with the (R)-form only accounting for 0.1 to 4.32% of total alkaloids. ^(36–38) The toxicological, pharmacological, and biological profiles of (S)-nicotine have been studied extensively. ^(39,40)

However, data and studies on (R)-nicotine and its effect on human health currently are limited.

The chemical structure of nicotine comprises a pyrrolidine ring connected to a pyridine ring. The two nitrogen centres allow nicotine to exist in three different protonated states, depending on its interactions with acids that are naturally present in tobacco leaves. These forms are namely free-base nicotine (Nic), mono-protonated nicotine (NicH⁺), and di-protonated nicotine (NicH₂²⁺). ⁽⁴¹⁾ Protonated forms, also known as nicotine salts, predominate in unprocessed tobacco leaves, while different ratios of free-base and salts exist in tobacco and recreational nicotine products. The significance of these forms lies in their ability to alter the addiction potential of nicotine. ⁽⁴¹⁾

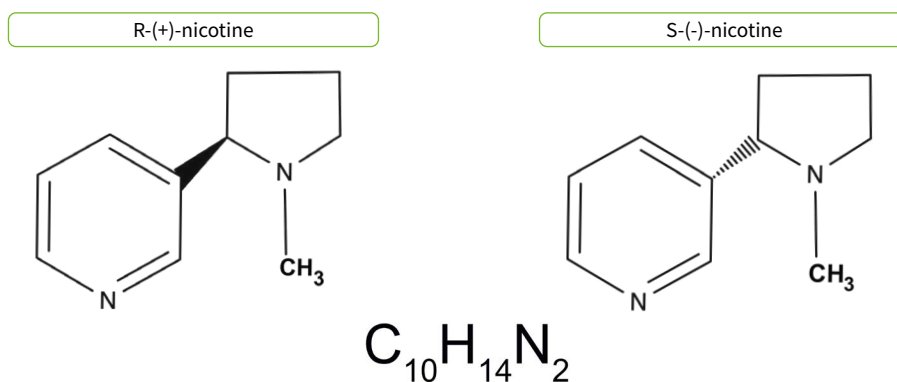


TABLE 1: CHEMICAL INFORMATION FOR NICOTINE IN DIFFERENT FORMS



| Common Chemical Names | Unique Identifier: CAS Registry Numbers* | Origin |
|---|--|---|
| (S)-nicotine / (S)-(-)- nicotine / (-)-nicotine | 54-11-5 | 1. Tobacco plant (S>90%; R<5%) 2. Chemically synthesized |
| (R,S)-nicotine mixture / (±)-nicotine | 22083-74-5 | |
| (R)-nicotine / (R)-(+)-nicotine / (+)-nicotine | 25162-00-9 | |

*A Chemical Abstracts Service Registry Number is a unique numerical identifier assigned to a specific chemical substance. ⁽³⁵⁾

SYNTHETIC NICOTINE



Increased commercial interests have driven up the demand for synthetic nicotine, as manufacturers exploit loopholes in tobacco control laws by shifting to chemically synthesized “tobacco-free nicotine.”

In addition, demand is driven by misleading tobacco industry promotion of “tobacco-free” nicotine as cleaner, purer, and safer than tobacco-derived nicotine.^(42–44)

Nicotine extraction from tobacco plants remains the most economically efficient source. Historically, due to its chiral nature, production of nicotine through chemical synthesis has been very costly. However, synthetic nicotine is set to become profitable as industry efforts to refine existing techniques have been successful in developing economically viable chemical

synthesis processes to produce synthetic nicotine.⁽⁴⁵⁾ In fact, several published patents describing commercially applied processes to synthesize nicotine have been adopted to produce nicotine in bulk industrial scale settings.^(46–49) As a result, the difference of production costs between natural and synthetic nicotine has narrowed over the years, and synthetic nicotine is expected to become cheaper over time.

Synthetic nicotine is synthesized chemically to reproduce the effects of tobacco-derived nicotine. Three different compositions can be synthesized depending on the process: (i) pure (S)-form, (ii) a mix of both (S)- and (R)-nicotine forms, or (iii) pure (R)-form (Table 1). Currently, the composition of many commercialized synthetic nicotine products appears to contain a mixture of both nicotine forms.^(42,50)

NICOTINE PHARMACOKINETICS

7

Due to its physical and chemical properties, nicotine can be absorbed via sublingual, buccal, intranasal, inhalational, and transdermal routes.⁽³⁶⁾ Tobacco and recreational nicotine products, as well as NRTs, are available in numerous types and forms that deliver varied levels of nicotine.

Nicotine in conventional cigarette smoke is inhaled primarily via fine and ultrafine particles, followed by a rapid diffusion of nicotine into the vapor phase within the lungs, allowing nicotine to reach the brain within 10 seconds. Each puff of a cigarette delivers about 100 to 150 µg of nicotine, and a cigarette generally delivers 1 to 2mg of nicotine to the systemic circulation.⁽⁵¹⁾ Studies show that cigarettes achieve higher and faster nicotine peaks than cigars, pipes, and most other forms of nicotine delivery.^(36,51)

Other smoked tobacco products, such as waterpipes, cigars and bidis, deliver variable quantities of nicotine that may be comparable to or higher than those delivered by a conventional cigarette (time to peak concentrations are variable).⁽⁵²⁾ More recently, HTPs have emerged that deliver up to 83% of the nicotine observed with conventional

cigarettes.⁽⁵³⁾ ENDS do not contain tobacco, but the aerosol they generate, particularly from newer generation devices, has been shown to deliver nicotine levels comparable to the conventional cigarette (albeit with longer time to peak concentration).⁽⁵⁴⁾

The bioavailability of nicotine from smokeless tobacco products varies by product but tends to be lower than that of inhaled tobacco products.⁽³⁶⁾

Conversely, nicotine levels delivered by NRTs through transdermal, oral, or intranasal routes generally are much lower than levels observed with tobacco products and furthermore demonstrate more consistent delivery profiles.⁽⁵⁵⁾

Nicotine is metabolized into more than 20 metabolites in the liver, with cotinine and trans 3'-hydroxycotinine as the principal metabolites.⁽³⁶⁾ The latter are typically used as biomarkers to assess exposure to tobacco or nicotine.^(36,56,57)

The bioavailability of ingested nicotine is generally reduced due to first-pass metabolism in the liver.⁽³⁶⁾ As such, the infinitesimal quantities of nicotine present in tomatoes, eggplants, and potatoes do not reach the systemic circulation to exert any physiologic effects.⁽²⁵⁾



NICOTINE-CONTAINING CONSUMER PRODUCTS



A wide range of commercial tobacco and recreational nicotine-containing products is available globally, which has expanded in recent years with the introduction of products containing synthetic nicotine.⁽⁴³⁾

They differ in their formulation, method of nicotine delivery, pharmacokinetic profile of nicotine delivered, source of nicotine used (tobacco-derived or synthetic), toxicant content and emissions, health risks associated with their use, and how they are regulated.

8 Products that contain and burn tobacco (e.g., cigarettes and shisha) pose well-known health risks, including cardiovascular disease and cancer, due to the hundreds of toxic chemicals and carcinogens in tobacco smoke. Smokeless tobacco products (e.g., chewing tobacco and snuff) also contain similar toxicants and pose similarly well-known health risks.^(58–62) Although ENDS and HTPs are shown to emit lower concentrations of some toxicants in cigarette smoke (hence characterized by the tobacco industry as

“reduced risk” or “modified risk” tobacco or nicotine products),^(63,64) there has been growing evidence of increased risk of cardiovascular and other health harms from ENDS and HTP use.^(65–68) Also, with ENDS and HTPs being fairly recent, no studies exist to support claims of positive health outcomes associated with their long-term use (i.e., continued, daily use for 20–30 years).

As of 2020, the global prevalence of current tobacco use among adults (aged 15 years and older) is 22.3%. The prevalence of current tobacco smoking is 17% among adults, 91% of whom are cigarette smokers. The prevalence of current smokeless tobacco use among adults is 6%.⁽⁶⁹⁾ The prevalence of current adult ENDS use varies widely by country, with the highest reported estimates between 8% and 11%.^(43,70) Given their relatively recent introduction into the global

market, the prevalence of HTP use is lower, approximately 1.3% in countries where HTP use has been evaluated.⁽⁷¹⁾

Importantly, while decades of research have demonstrated the dependence, disability, disease, and death caused by commercial tobacco use, newer products such as ENDS, HTP, and oral nicotine pouches have been studied less; thus, any adverse health consequences of their long-term use are uncertain due to the lack of reliable data available to support relative risk assessments on disease outcomes.⁽⁷²⁾



COMBUSTIBLE TOBACCO PRODUCTS

CIGARETTES, BIDIS AND KRETEKS

The conventional cigarette is the most used commercial tobacco product globally. While the basic premise of combusted tobacco leaf wrapped in paper has remained consistent for the past century or more, over time, industry modifications have included adding plastic filters, sweet and minty flavourings, and coolants such as menthol.⁽⁷³⁾ Bidis are small hand-rolled cigarettes manufactured primarily in India and other Southeast Asian countries. Kreteks are cigarettes containing cloves and other flavourings, made and sold primarily in Indonesia.⁽⁷⁴⁾



CIGARS

The cigar category includes filtered cigars, little cigars, cigarillos, cheroots, and large/traditional cigars, which include “premium” cigars.⁽⁷⁵⁾ In some markets, filtered cigars containing less than 1.36 g of tobacco and close to the same size as cigarettes are categorized as little cigars. Cigarillos contain roughly 3 g of tobacco and are slightly larger than a traditional cigarette.



PIPE TOBACCO

Pipe smoking is the oldest form of tobacco smoking. Pipes come in various shapes and sizes. A pipe used largely in Arab countries is the midwakh, which burns a blend of tobacco leaves and barks and herbs called the dokha, which is known to contain and deliver high concentrations of nicotine within a few puffs.⁽⁷⁶⁾



WATERPIPE (SHISHA/HOOKAH) TOBACCO

Waterpipe tobacco involves the combustion or heating of tobacco mixtures (maassel) using ignited charcoal. Waterpipe tobacco smoke contains many of the same toxicants found in cigarette smoke, as well as toxicants produced by the burning charcoal, and, similar to other tobacco products, waterpipe tobacco is sold in a wide range of flavours and includes menthol varieties.⁽⁷⁷⁾

ELECTRONIC NICOTINE DELIVERY SYSTEMS (ENDS)

Electronic nicotine delivery systems (ENDS), more commonly known as electronic cigarettes or e-cigarettes, refer to a wide range of battery-powered devices that heat a nicotine-containing liquid that heat a nicotine-containing liquid, gel, or solid to create an aerosol to be inhaled by the user; ⁽⁷⁸⁾ some devices are capable of delivering nicotine concentrations comparable to or greater than those in traditional cigarettes. ⁽⁵⁴⁾ These devices include refillable tank

systems, pod systems that use cartridges, and single-use disposable systems. Since their emergence, ENDS have been promoted and studied as smoking cessation tools. Some randomized clinical trials have shown efficacy in smoking cessation in structured settings over relatively short term use; however, reviews of evidence that include longitudinal studies of real-world users do not support their efficacy for cessation, ⁽⁷⁹⁻⁸¹⁾ and a large proportion of ENDS users (often a

majority) continue to smoke (dual use). ^(82,83) To date, no ENDS manufacturer has officially registered its products as smoking cessation devices with relevant national agencies. ENDS liquids are sold with variable concentrations of nicotine and in a wide range of flavours, including many youth-appealing flavours such as fruit, candy, mint and menthol. ⁽⁸⁴⁾

SOME DEVICES ARE CAPABLE OF DELIVERING NICOTINE CONCENTRATIONS COMPARABLE TO OR GREATER THAN THOSE IN TRADITIONAL CIGARETTES⁵⁴

10



HEATED TOBACCO PRODUCTS (HTP)



Heated tobacco products (HTP) are battery-powered devices that create an aerosol by heating a stick of specially prepared tobacco, sometimes in combination with a liquid or gel. ^(85,86) The paper-wrapped tobacco sticks come in a range of flavours including menthol, mint and other cooling flavours and are also promoted for smoking cessation, despite never having been registered for such use and evidence of their lack of efficacy for cessation. ⁽⁸⁷⁾

SMOKELESS TOBACCO AND NICOTINE PRODUCTS

Smokeless tobacco, usually chopped and moistened, is used by chewing or holding it in the mouth between the gum and the cheek. Chewing tobacco is often mixed with herbs, spices, areca nut, betel leaf, or slaked lime. The global oral tobacco product (OTP) market has diversified greatly

in recent years. In addition to moist/dry snuff products, including snus, the tobacco industry has introduced new recreational nicotine-delivering OTPs, often flavoured, including pouches, tablets, lozenges, gums and gummies, and toothpicks. ⁽⁸⁸⁻⁹⁰⁾



PHYSIOLOGICAL AND CLINICAL EFFECTS OF NICOTINE ON THE CARDIOVASCULAR SYSTEM

Nicotine is a major component in all tobacco products and plays a vital role in their harmful cardiovascular effects. Nicotine exerts its effects via stimulation of the nicotinic acetylcholine receptors (nAChRs) located in the central nervous system, at inter-ganglionic junctions of the autonomic nervous system, and on target organs throughout the body as part of the parasympathetic autonomic nervous system.⁽⁷³⁾

As a result of the global expression of these receptors, their stimulation causes broad physiologic effects, such as free radical production, inflammation, vascular wall adhesion and atherosclerosis.⁽⁹¹⁻⁹⁶⁾

Primary effects on cardiovascular physiology include sympathomimetic properties, catecholamine stimulation, and accelerated endothelial dysfunction.⁽⁹⁷⁾ Acute use of nicotine causes sympathetic activation and catecholamine release leading to elevations in heart rate, vascular tone, systemic blood pressure, myocardial contractility, and myocardial oxygen demand.⁽⁹⁸⁾

Nicotine effects on vascular tone can result in coronary vasoconstriction that can contribute to decreased myocardial oxygen supply and coronary artery spasm.⁽⁹⁹⁾ Endothelial dysfunction (impaired function of the cellular lining of arteries leading to arterial narrowing) is one of the major pathogenetic effects of nicotine and results from reduced nitric oxide bioavailability, as well as increased cytokine release and expression of adhesion molecules that promote atherosclerotic plaque development.⁽¹⁰⁰⁾ Nicotine also raises low-density lipoprotein (LDL) cholesterol levels and blood pressure, thereby promoting and accelerating the development of atherosclerosis.⁽¹⁰¹⁾

Cardiovascular associations with nicotine use in human and animal studies include coronary heart disease, congestive heart failure,⁽¹⁰²⁾ cardiac dysrhythmias such as atrial fibrillation and ventricular tachycardia/fibrillation,^(103,104) and thrombosis.^(105,106)



TABLE 2: EFFECTS OF NICOTINE ON CARDIOVASCULAR PARAMETERS AND RISK FACTORS

| Parameters | Effects of Nicotine | Potential Complications |
|--|--|----------------------------------|
| Heart rate | Increase | Acute tachycardia |
| Blood pressure | Increase | Acute hypertension |
| Coronary vasodilator reserve | Decrease | Myocardial ischemia (chest pain) |
| Action on blood vessels Cutaneous vessels Skeletal muscles Peripheral vascular resistance | Vasoconstriction Vasodilatation Increase | Hypertension |
| Blood viscosity | Increase | Thrombosis |
| Platelet aggregation | Increase | Thrombosis |
| Production and release of nitric oxide | Decrease | Endothelial dysfunction |
| Total and LDL cholesterol levels | Increase | Accelerated atherosclerosis |
| Insulin resistance | Increase | Macrovascular complications |

12

Tobacco smoking produces a cardiovascular response consistent with nicotine’s effects. The nicotine delivery from ENDS products can be comparable to conventional (tobacco) cigarettes, especially when taking into account the number of puffs, puff volume, duration, and velocity.^(107–109) Acute physiological effects of ENDS include increases in heart rate, blood pressure, and aortic stiffness.^(110–112)

Further, exposure to ENDS aerosol has been found to have adverse effects on platelet activation and aggregation in both human and animal studies,⁽¹¹³⁾ and daily ENDS use is associated with increased risk of myocardial infarction.⁽¹¹⁴⁾

Although older studies demonstrated no increase in cardiovascular disease among users of snuff, an orally-administered

tobacco product, newer studies have found associations between snuff and endothelial dysfunction, decreases in diastolic heart function and an elevated risk of fatal ischemic heart disease and stroke.^(115–121)

Further studies on the effects of nicotine on the cardiovascular system are required, as much of what is known about the distinct health effects of nicotine is based on molecular and animal studies.



ADDITIONAL EFFECTS OF NICOTINE

ACUTE TOXICITY

Acute toxicity or poisoning as a result of nicotine exposure is uncommon but does occur.^(122–124) The toxicity caused by nicotine depends on dose, dose duration and frequency, route of exposure, formulation of the nicotine product, and interpersonal variability. The risk of toxicity has increased with the advent of nicotine-containing solutions used with ENDS products. Nicotine intoxication can lead to various stimulatory symptoms, including tachycardia, hypertension, bronchospasm, salivation, vomiting, diarrhoea, muscular fasciculations, agitation, seizures; and inhibitory symptoms such as bradycardia, arrhythmias, hypotension, muscle paralysis, apnea, and coma. In rare circumstances, nicotine overdose can lead to death.^(125,126)

INTERFERENCE WITH BRAIN DEVELOPMENT

From prenatal life to adolescence is a sensitive period for brain plasticity, as well as an important period in terms of regulation of behaviour and cognition. In particular, it is a critical time for initiation of tobacco and nicotine product use, as evidence shows that most chronic smokers started smoking as teenagers or young adults.^(51,127) Notably, in the past decade, there has been an alarming increase in ENDS use among adolescents.^(128–131)

The effect of nicotine on brain development has been reported in preclinical and clinical studies, including on maternal smokeless tobacco use, which have demonstrated that the nicotinic cholinergic receptors (nAChRs) in the brain play critical maturational roles during adolescence.^(132–134) Preclinical studies also show that there is an increased number of nAChRs in brain regions that are important for reward, as well as an increase in nicotine-induced dopamine release in limbic regions of the adolescent brain.^(135,136) As a result, some behavioural effects of nicotine, such as reward, are more intense



in adolescent rats than in adult rats.^(137,138)

We also know from animal studies that exposure to nicotine during adolescence can lead to long-term changes in brain and behaviour, including increased rewarding effects of other drugs of abuse, decreased level of attention, and mood disturbances.^(139,140) These preclinical findings suggest that teen nicotine use may result in similar long-term deleterious effects and are consistent with recent observations of linkages between e-cigarette use and substance use, mental health problems and impulsivity, necessitating further longitudinal assessment of health outcomes in teen and young adult e-cigarette users.⁽¹⁴¹⁾

COGNITIVE AND BEHAVIOURAL IMPAIRMENTS

Chronic nicotine exposure during adolescence has been associated with cognitive impairments, such as reduced attention span, enhanced impulsivity, and depression,⁽¹⁴²⁾ lower school grades,⁽¹⁴³⁾ and school- and substance-related risk behaviours.⁽¹⁴⁴⁾ E-cigarette use initiation has also been associated with lower subsequent academic performance.⁽¹⁴⁵⁾

OTHER HEALTH EFFECTS

In addition to the aforementioned health effects, nicotine exposure has been linked with modified cellular immunity, increased risk of respiratory and gastrointestinal disorders, carcinogenesis and tumour promotion, and negative reproductive and fetal health outcomes such as preterm delivery, stillbirth, and impaired fetal lung development.⁽¹⁴⁶⁾

NICOTINE FROM SECOND-HAND EXPOSURE

A number of studies show that exposure to second-hand smoke or ENDS aerosols leads to elevated levels of cotinine in non-smokers,^(147–152) which may indicate absorption of other toxic chemicals and an elevated risk of health harms. The effects of second-hand smoke on cardiovascular health are well-documented, and globally, passive smoking is responsible for nearly 1.2 million deaths every year.⁽⁴⁾ Studies on passive ENDS aerosol exposure are limited but show that it has the potential to lead to adverse health effects, although less than from exposure to tobacco smoke.^(151–153)

WHILE DECADES OF RESEARCH HAVE DEMONSTRATED THE DEPENDENCE, DISABILITY, DISEASE, AND DEATH CAUSED BY COMMERCIAL TOBACCO USE, NEWER PRODUCTS SUCH AS ENDS, HTP, AND ORAL NICOTINE POUCHES HAVE BEEN STUDIED LESS; THUS, ANY ADVERSE HEALTH CONSEQUENCES OF THEIR LONG-TERM USE ARE UNCERTAIN DUE TO THE LACK OF RELIABLE DATA AVAILABLE TO SUPPORT RELATIVE RISK ASSESSMENTS ON DISEASE OUTCOMES⁽⁷²⁾

NICOTINE DEPENDENCE, ADDICTION, AND RESULTING BEHAVIOURAL EFFECTS

Nicotine is a highly potent addictive compound and the primary addictive chemical component in tobacco products; it is the third most common psychoactive substance used worldwide after caffeine and alcohol.⁽¹⁵⁴⁾

Nicotine dependence is defined, according to WHO's ICD-11, as *"a disorder of regulation of nicotine use arising from repeated or continuous use of nicotine... manifested by impaired ability to control use, increasing priority given to use over other activities and persistence of use despite harm or negative consequences."*⁽¹⁵⁴⁾ Addiction can be broadly defined as physical and/or psychological dependency on a drug.

Nicotine in recreational tobacco products leads to sustained use by creating nicotine dependence that makes periods of tobacco/nicotine abstinence (such as during a quit attempt) aversive and uncomfortable.^(40,155,156) The risk of developing an addiction to nicotine is determined by various

parameters that differ from one nicotine-containing product to another. These include how nicotine is absorbed, the amount of nicotine delivered, the rate at which nicotine is delivered, and the presence of other chemicals and design features that could act synergistically to enhance nicotine's addictive profile or increase susceptibility to tobacco use.^(73,157,158)

Commercial tobacco products are manufactured to deliver varying doses of nicotine, causing addiction,⁽¹⁵⁹⁾ as most smokers would not use tobacco products if they did not include nicotine.^(160,161) The various tobacco and recreational nicotine products in the market, both old and new, have been shown to deliver nicotine in profiles that can lead to addiction, particularly in youth.⁽¹⁶²⁻¹⁶⁶⁾ Nicotine addiction

due to recreational tobacco and nicotine product use, not only enables continued exposure to other toxic chemicals,⁽¹⁶⁷⁾ but has also been associated with alcohol and illicit drug use in youth.⁽¹⁶⁸⁻¹⁷⁰⁾ In addition, use of certain products, such as waterpipes and ENDS, has been shown to be a gateway to conventional cigarette smoking uptake.^(171,172)

15

EVIDENCE FOR NICOTINE DEPENDENCE

Continued use of combustible tobacco cigarettes is the most well-studied form of nicotine-self administration, and the evidence of smokers' impaired ability to control their cigarette use is substantial. The evidence review by the U.S. Surgeon General in 1988 demonstrates that tobacco cigarettes and other forms of tobacco initiate and sustain dependence, nicotine is the drug that causes dependence, and the processes by which nicotine causes

dependence are similar to those of heroin or cocaine.⁽¹⁷³⁾ There can be no doubt that most people who have smoked cigarettes daily for several months are impaired in their ability to control their tobacco use. For example, in 2018, more than 55.1% of all US adult cigarette smokers had made a quit attempt in the past year, but only 7.5% of those who tried to quit succeeded.⁽¹⁷⁴⁾ Indeed, a recent review of over 130 clinical trials reveals that, even when proven nicotine replacement

pharmacotherapies are provided to treatment-seeking cigarette smokers, the overall quit rate is less than 15%.⁽¹⁷⁵⁾ There can be no clearer evidence of "impaired ability to control drug use" than the inability to stop smoking conventional cigarettes despite repeated attempts to do so. There is evidence that other forms of tobacco use that also involve nicotine delivery also result in impaired ability to control use.⁽¹⁷⁶⁻¹⁷⁹⁾

BEHAVIOURAL EFFECTS OF NICOTINE DEPENDENCE

In the brain, nicotine binds to nAChRs leading to the release of dopamine^(180,181), a neurotransmitter involved in pleasant feelings. Nicotine also promotes the secretion of norepinephrine, involved in alertness and appetite suppression, and serotonin, involved in mood regulation and transient anti-depressant effects.^(40,182,183)

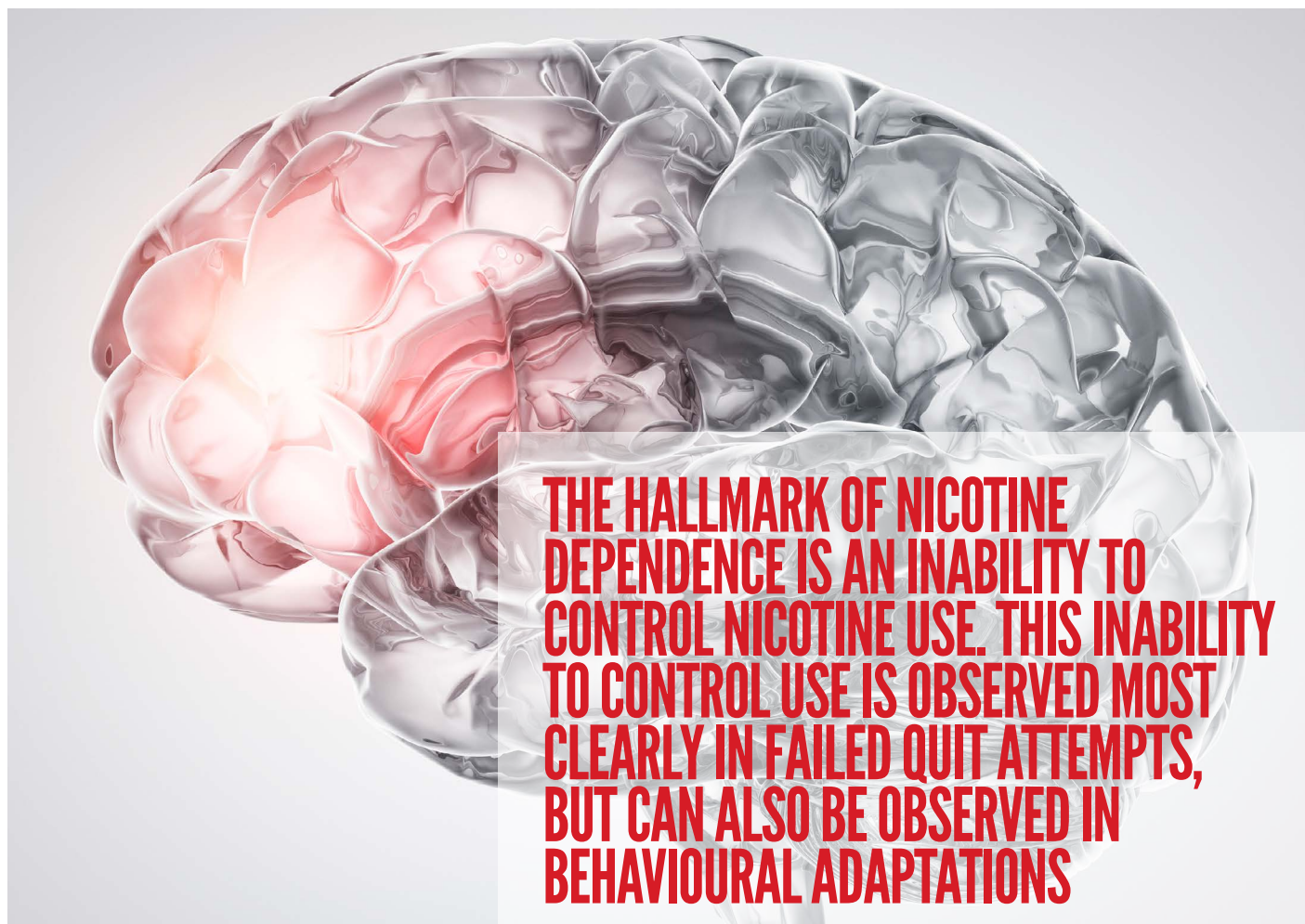
Not surprisingly then, for at least some people, first experiences of nicotine may lead to effects that are rated as “pleasurable”.^(184–186) Indeed, depending upon tobacco use method, these effects may be very pleasurable due to the rapidity with which nicotine is delivered to the brain. For a cigarette, for example, nicotine is delivered to the brain within 10 seconds⁽¹⁸⁷⁾ and this rapid drug delivery may, itself, contribute to drug dependence.⁽¹⁸⁸⁾ Subsequent re-administrations (i.e., smoking again) to maintain these pleasurable effects, perhaps at greater doses due to a diminished effect known as “drug tolerance”, eventually can lead to the uncontrolled use that is the hallmark of dependence.

Another effect of repeated nicotine use is decreased release of neurotransmitters (e.g., dopamine, norepinephrine, serotonin) in the absence of nicotine. This decreased release underlies the characteristic nicotine/tobacco abstinence/withdrawal symptoms that include anxiety, irritability, and depression.^(189,190) Aversive abstinence/withdrawal symptoms also contribute to dependence and its hallmark of impaired ability to control use: when an abstaining nicotine user (e.g., a cigarette smoker) experiences these aversive symptoms, they are more motivated to self-administer nicotine (e.g., smoke a cigarette) in order to escape them. Indeed, many smokers report that they smoke to avoid these aversive symptoms,⁽¹⁹¹⁾ and this avoidance (or escape, if avoidance is not possible) helps to maintain the nicotine self-administration behaviour.⁽¹⁹²⁾

In sum, the hallmark of nicotine dependence is an inability to control nicotine use. This inability to control use is observed most clearly in failed quit attempts, but can also be observed in behavioural adaptations

that occur when nicotine use is forbidden, such as using nicotine-delivery products like ENDS in an airplane lavatory⁽¹⁹³⁾ or selecting entertainment options based on whether or not nicotine use is allowed.⁽¹⁹⁴⁾

The processes that underlie nicotine dependence involve adaptation at the neuronal level, and are revealed in the pleasurable effects that are reported when nicotine is first administered (e.g., the first cigarette of the day) and the negative effects that are reported when nicotine is not administered (e.g., during a period of tobacco/nicotine abstinence). Because nicotine dependence is what maintains long-term nicotine tobacco use, it is a key factor in tobacco-caused disability, disease, and death.



NICOTINE REPLACEMENT THERAPIES

Nicotine replacement therapies (NRTs) are first-line medications approved by national health authorities for the management of smoking cessation and contain between 1 to 22 mg across various products.⁽¹⁹⁵⁾

They are also featured in the WHO, as well as many national, Model Lists of Essential Medicines.⁽¹⁹⁶⁾ NRTs are medications designed to deliver nicotine in safe and effective doses, thereby reducing nicotine withdrawal symptoms during tobacco cessation, while avoiding the other toxic chemicals found in all tobacco products and recreational nicotine products.⁽¹⁹⁷⁾


Their use guided by health professionals, NRTs are helpful in managing the symptoms of physical dependence, thereby augmenting the behavioural and cognitive approaches that are also used for smoking cessation. Many smokers require multiple quit attempts before succeeding. While the majority of knowledge about NRT effectiveness is based on cigarette smoking cessation, NRTs can be used for cessation from other forms of tobacco such as smokeless tobacco products.⁽¹⁹⁸⁾

Two types of NRTs are available for managing smoking cessation: short-acting NRTs and the long-acting nicotine skin patch. Short-acting NRTs include the nicotine gum, lozenge, nasal spray, oral inhaler, mouth spray (mist), and sublingual tablets.^(197,199) Short-acting NRTs deliver controlled (sometimes self-titrated) doses of nicotine (roughly 0.5 to 2 mg of nicotine are bioavailable per dose through these products) to alleviate the acute cravings for nicotine that occur during a quit attempt. The long-acting nicotine patch, available in three doses, delivers a steady state of nicotine (from 10 to 25 mg per patch) over a period of 16 or 24 hours, providing a more constant relief from abstinence and withdrawal symptoms in smokers.^(73,200)

The evidence regarding the effectiveness of NRTs in achieving abstinence is well-

established, and when combined with one another (short-acting and the nicotine patch), with other oral medications such as bupropion, and with cognitive behavioural approaches, NRTs are particularly valuable pharmacological tools for smoking cessation management, particularly given their favourable side effect profile, including for patients with cardiovascular disease^(201–204). Unlike with ENDS, the long-term safety of NRTs is well documented, and effective protocols to achieve abstinence from both smoking and nicotine have been established.⁽²⁰⁵⁾

Importantly, NRTs release nicotine in a slow and progressive manner comparatively to tobacco cigarettes and some models of ENDS, resulting in a more gradual absorption into the systemic circulation as well as a lower potential for abuse liability.^(36,206,207) In addition, a variety of studies were conducted to understand the “abuse potential” or “abuse liability” of NRTs. Evidence suggests that the use of NRTs outside of therapeutic context is rare.⁽²⁰⁸⁾





A COMPREHENSIVE NICOTINE REGULATION AND REDUCTION STRATEGY SHOULD BE DESIGNED TO LEAD TO A REDUCED DEPENDENCY ON TOBACCO PRODUCTS, REGRESSION OF TOBACCO/NICOTINE ADDICTION AMONG EXPERIMENTERS, AND DECREASED CHANCES OF RELAPSE AMONG FORMER TOBACCO AND NICOTINE USERS⁽¹⁵⁸⁾

IMPACT ON PUBLIC HEALTH AND PRODUCT REGULATION

NICOTINE AS REGULATED DRUG VS. CONSUMER PRODUCT

Despite global reductions in tobacco use prevalence, the introduction of ENDS, HTPs, nicotine pouches, and other newer tobacco and nicotine products is impacting tobacco use in youth dramatically in certain parts of the world. ^(69, 209–212)

In addition, despite the lack of strong evidence regarding their efficacy in supporting tobacco cessation, these newer products are being marketed as alternatives to traditional tobacco products with implied benefits for health.

Hence, having regulations on not only tobacco products but also their constituents is essential for tobacco control, and this is endorsed widely by the WHO FCTC in its provisions (Articles 9, 10 & 11) ⁽¹⁵⁹⁾, with the WHO Framework Convention on Tobacco Control (FCTC) Conference of Parties deciding that Parties should regulate HTPs as tobacco products and regulate new and emerging products by prohibiting or restricting their manufacture, importation, distribution, presentation, sale and use. ⁽²¹³⁾ Where they are not banned, current regulatory approaches to ENDS vary across the globe (e.g., regulate as tobacco products, imitation tobacco products, medicinal/pharmaceutical products, consumer products, poisons, or as its own separate category).

As per the WHO FCTC, the primary healthcare service for addressing the tobacco epidemic is the cessation and treatment of tobacco dependence. ⁽²¹⁴⁾ A range of services are available for supporting cessation, including pharmacotherapies such as NRTs that offer safer forms of nicotine delivery that gradually reduce abstinence and withdrawal symptoms and eventually break the addiction to tobacco products. While NRTs are approved

by national drug agencies and proven to be effective in cessation, newer products such as ENDS deliver variable and often unregulated amounts of nicotine and have not been approved as cessation aids anywhere in the world.

Evidence suggests that nicotine levels in cigarettes should be limited to a maximum of 0.4 mg/g of tobacco to avoid sustaining nicotine dependence in current smokers and to avoid engendering nicotine dependence in people who initiate smoking. ^(215–217) However, the nicotine present in tobacco products generally ranges from as low as 1.4 mg/g to 20 mg/g. Nicotine content of ENDS liquid ranges from 0.1 to 87 mg/ml. ^(54,218,219) Moreover, newer generations of ENDS can deliver levels of nicotine that are comparable to those of conventional cigarettes, leading to addiction in non-smokers, or making smokers prone to dual use. ^(220–222) Even e-cigarettes labelled and marketed as electronic non-nicotine delivery systems (ENNDS) contain some amount of nicotine. ⁽²²³⁾

All tobacco products should be viewed for what they are: nicotine delivery devices that should be regulated through a consistent approach that includes the same level of scientific review and rigor consistent with regulated pharmaceutical drugs, requiring approval by national drug agencies before being allowed to be marketed and sold. Unregulated, insufficiently regulated, or illicit tobacco products, including ENDS, constitute a serious threat to established tobacco control policies, as well as a threat to public

and individual health. ⁽⁷⁸⁾ Hence, regulation is crucial for monitoring and surveillance of production, packaging, labelling, marketing, sale, and use of any product containing nicotine, including approval by national health authorities as a potential tobacco cessation aid before being allowed to be sold.

Importantly, tobacco regulation must be informed by science and refined as newer science becomes available. For example, some jurisdictions regulate ENDS liquid nicotine concentration in an attempt to control nicotine dose inhaled by the user, while ignoring the fact that the nicotine dose delivered to the ENDS user is determined by many other factors (e.g., device power, heating coil dimensions, user puff duration). ^(224,225) Thus, regulating only one factor in isolation (i.e., liquid nicotine concentration) can lead users to manipulate other factors (e.g., device power) to defeat the regulatory intent.

A comprehensive nicotine regulation and reduction strategy should be designed to lead to a reduced dependency on tobacco products, regression of tobacco/nicotine addiction among experimenters, and decreased chances of relapse among former tobacco and nicotine users. ⁽¹⁵⁹⁾ Hence, regulation of nicotine in tobacco products and for cessation purposes should be consistent to protect and improve public health most effectively.

CONCLUSION

Nicotine is a highly addictive substance and a centrepiece of the tobacco pandemic. Unfortunately, the harmful effects of nicotine have been downplayed consistently by the tobacco industry, and promotion of newer products as “less harmful” has expanded nicotine use and addiction, including in youth. While various health harms are due to the many other toxicants found in tobacco smoke, nicotine itself is far from innocuous. A large body of evidence indicates that nicotine, as well as ENDS, are associated with an increased risk of cardiovascular disease and other adverse behavioural

and health effects. Data are clear that tobacco and nicotine products are able to initiate and sustain addiction, especially in youth. In fact, most users would not consume the aforementioned products if they did not contain nicotine.

NRTs are a first-line pharmacological intervention for tobacco cessation. They are designed to deliver safe, effective, and controlled doses of nicotine, with minimal side-effects, even for cardiovascular patients, and have low abuse potential.

In contrast, evidence suggests that ENDS have a limited effectiveness as smoking cessation aids and have a high abuse potential.

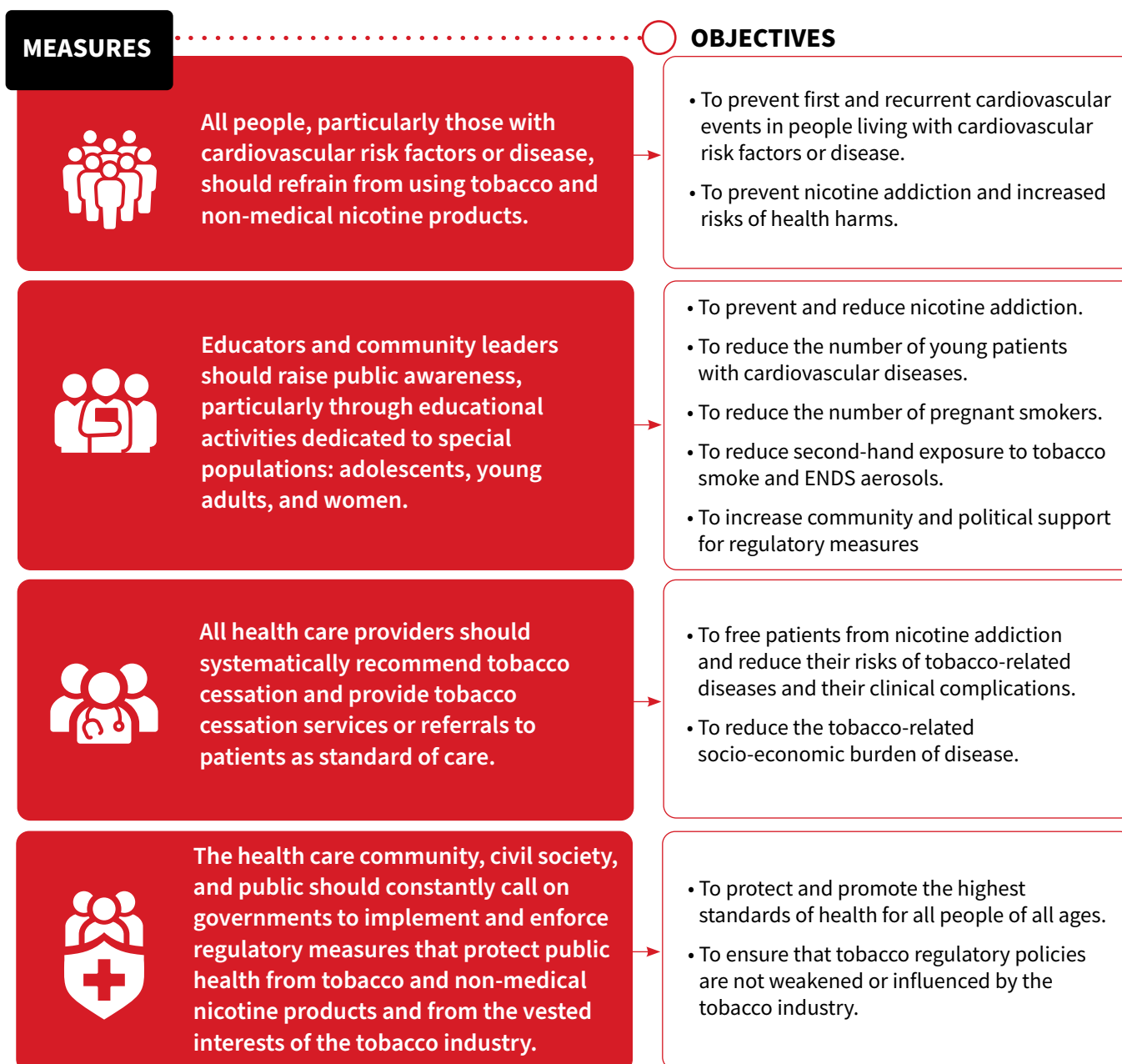
Tobacco and nicotine products are commercialized in various types and forms, many of which remain insufficiently regulated. In particular, manufacturers have sought to circumvent existing tobacco control laws with its newer products and synthetic nicotine.



POLICY RECOMMENDATIONS

Strong and consistent regulations across all products are necessary to protect established tobacco control policies and public health. The World Heart Federation recommends adopting the following measures.

A. FOR THE PUBLIC, CIVIL SOCIETY, AND HEALTH CARE COMMUNITY:



B. FOR THE SCIENTIFIC RESEARCH COMMUNITY:

MEASURES



Researchers should study the long-term effects of ENDS, HTP, and other newer recreational nicotine products on cardiovascular health.



Researchers should further probe the drivers of disparities in nicotine and tobacco product use globally and within vulnerable or marginalized communities in a country.



All researchers, academic institutions, and medical and scientific journals should reject tobacco industry collaboration and refrain from publishing and/or presenting studies funded by the tobacco industry.

OBJECTIVES

- To close the knowledge gap on the long-term effects of newer tobacco and recreational nicotine products on cardiovascular health.

- To better understand how to apply tobacco control measures more effectively in order to curb the burden of tobacco uptake and use among more vulnerable populations.

- To prevent tobacco industry interference and promotion of tobacco industry interests.
- To address conflicts of interest and biased studies.
- To ensure scientific integrity.

C. FOR GOVERNMENTS:





Prohibit the addition of flavouring agents in all tobacco and recreational nicotine products, including ENDS.

- To reduce the appeal of tobacco and nicotine products, especially among youth
- To prevent the consumption of substances that may be harmful and unsafe for inhalation
- To simplify the regulation of e-cigarette solutions
- To implement and reinforce Article 9 of the WHO FCTC.



Prohibit the use of aerosol-generating tobacco and nicotine products in indoor public places, workplaces, and public transports.

- To protect the public from exposure to second-hand tobacco and nicotine aerosols
- To implement and reinforce Article 8 of the WHO FCTC.



Prohibit and monitor all direct and indirect advertising, promotion, and sponsorship of tobacco and recreational nicotine products.

- To reduce exposure to marketing strategies that encourage tobacco and recreational nicotine product consumption, including at points of sale and on the internet
- To implement and reinforce Articles 5.3 and 13 of the WHO FCTC.



Prohibit and monitor the dissemination of misleading claims on the health effects of tobacco and recreational nicotine products.

- To prevent misleading claims that may encourage the consumption of potentially harmful products
- To prevent misleading claims on the addictive nature of nicotine and on the effectiveness of newer products as tobacco cessation tools
- To implement and reinforce Articles 5.3, 11 and 13 of the WHO FCTC.



Regulate the supply of and retail access to tobacco and nicotine products.

- To limit and reduce the availability of tobacco and nicotine products, especially to young people.
- To reduce exposure to marketing strategies at point of sale.

REFERENCES

1. World Heart Federation. World Heart Report 2023: Confronting the World's Number One Killer [Internet]. Geneva, Switzerland: World Heart Federation; 2023 [cited 2023 Oct 16]. (World Heart Report). Report No.: 1. Available from: <https://world-heart-federation.org/resource/world-heart-report-2023/>
2. Grainger Gasser A, Welch C, Arora M, Greenland R, Bhatti L, Sanda L, et al. Reducing Cardiovascular Mortality Through Tobacco Control: A World Heart Federation Roadmap. *Glob Heart*. 2015 Jun 1;10(2):123.
3. Institute for Health Metrics and Evaluation (IHME). Global Burden of Disease. 2019 [cited 2023 Mar 31]. GBD Compare. Available from: <https://vizhub.healthdata.org/gbd-compare/>
4. World Health Organization. World Health Organization. 2022 [cited 2023 Mar 22]. WHO Tobacco Factsheet. Available from: <https://www.who.int/news-room/fact-sheets/detail/tobacco>
5. Reitsma MB, Kendrick PJ, Ababneh E, Abbafati C, Abbasi-Kangevari M, Abdoli A, et al. Spatial, temporal, and demographic patterns in prevalence of smoking tobacco use and attributable disease burden in 204 countries and territories, 1990–2019: a systematic analysis from the Global Burden of Disease Study 2019. *The Lancet*. 2021 Jun;397(10292):2337–60.
6. Glantz SA. Center for Tobacco Control Research and Education. 2014 [cited 2023 Mar 22]. Nicotine Is Not Caffeine. Available from: <https://tobacco.ucsf.edu/nicotine-not-caffeine>
7. Becker R. The Verge. 2019 [cited 2023 Jun 16]. Why Big Tobacco and Big Vape Love Comparing Nicotine to Caffeine - They're Apples and Oranges. Available from: <https://www.theverge.com/2019/4/26/18513312/vape-tobacco-big-companies-nicotine-caffeine-comparison-drugs-chemicals>
8. Royal Society for Public Health. Royal Society for Public Health. 2015 [cited 2023 Jun 16]. Nicotine “No More Harmful to Health Than Caffeine”. Available from: <https://www.rsph.org.uk/about-us/news/nicotine--no-more-harmful-to-health-than-caffeine-.html>
9. Royal Society for Public Health. Stopping Smoking by Using Other Sources of Nicotine [Internet]. 2015 [cited 2023 Jul 19]. Available from: <https://www.rsph.org.uk/static/uploaded/d7f1aa02-3f33-4324-82bfb15d484d5354.pdf>
10. Peralta AR, Guntur VP. Safety and efficacy of electronic cigarettes: a review. *Mo Med*. 2014;111(3):238–44.
11. Harrison P. E-Cigarettes as Safe as Nicotine Replacement in Real-World Study. *Medscape* [Internet]. 2017 Feb 7 [cited 2023 Jul 19]; Available from: <https://www.medscape.com/viewarticle/875473>
12. Russell MA. Low-tar medium-nicotine cigarettes: a new approach to safer smoking. *BMJ*. 1976 Jun 12;1(6023):1430–3.
13. Philip Morris International. Philip Morris International. [cited 2023 Jun 16]. Exploring The Smoke-Free Categories Aimed at Helping ALL Adult Smokers Leave Cigarettes Behind for Good. Available from: <https://www.pmi.com/pmis-multi-category-approach-toward-a-smoke-free-future/smoke-free-categories-explained>
14. Grana R, Benowitz N, Glantz SA. E-Cigarettes: A Scientific Review. *Circulation*. 2014 May 13;129(19):1972–86.
15. Benowitz NL, Burbank AD. Cardiovascular toxicity of nicotine: Implications for electronic cigarette use. *Trends Cardiovasc Med*. 2016 Aug;26(6):515–23.
16. Harris B. The intractable cigarette ‘filter problem’. *Tob Control*. 2011 May 1;20(Supplement 1):i10–6.
17. Blum A, Novotny T. The filter fraud: debunking the myth of ‘Safer’ as a key new strategy of tobacco control. *Tob Induc Dis* [Internet]. 2018 Mar 1 [cited 2023 Apr 9];16(1). Available from: <http://www.journalssystem.com/tid/The-filter-fraud-debunking-the-myth-of-8220-Safer-8221-as-a-key-new-strategy-of-tobacco,83988,0,2.html>
18. Evans-Reeves K, Lauber K, Hiscock R. The ‘filter fraud’ persists: the tobacco industry is still using filters to suggest lower health risks while destroying the environment. *Tob Control*. 2022 Aug;31(e1):e80–2.
19. Thun MJ, Burns DM. Health impact of ‘reduced yield’ cigarettes: a critical assessment of the epidemiological evidence. *Tob Control*. 2001;10 Suppl 1 (Suppl 1):i4–11.
20. Leavell NR. The low tar lie. *Tob Control*. 1999 Dec 1;8(4):433–7.
21. Henningfield JE, Rose CA, Zeller M. Tobacco industry litigation position on addiction: continued dependence on past views. *Tob Control*. 2006 Dec 1;15(suppl_4):iv27–36.
22. Wayne GF, Carpenter CM. Tobacco Industry Manipulation of Nicotine Dosing. In: Henningfield JE, London ED, Pogun S, editors. *Nicotine Psychopharmacology* [Internet]. Berlin, Heidelberg: Springer Berlin Heidelberg; 2009 [cited 2023 Apr 9]. p. 457–85. (Handbook of Experimental Pharmacology; vol. 192). Available from: http://link.springer.com/10.1007/978-3-540-69248-5_16
23. Land T, Keithly L, Kane K, Chen L, Paskowsky M, Cullen D, et al. Recent Increases in Efficiency in Cigarette Nicotine Delivery: Implications for Tobacco Control. *Nicotine Tob Res*. 2014 Jun;16(6):753–8.
24. Chapman S. Simon Chapman AO. 2021 [cited 2023 Mar 21]. Vaping theology 6: There's nicotine in potatoes and tomatoes, so should we restrict or ban them too? Available from: <https://simonchapman6.com/2021/03/09/vaping-advocates-say-the-darndest-things-6-theres-nicotine-in-potatoes-and-tomatoes-so-should-we-restrict-or-ban-them-too/>
25. Moldoveanu SC, Scott WA, Lawson DM. Nicotine Analysis in Several Non-Tobacco Plant Materials. *Beitr Zur Tab Int Tob Res*. 2016 Apr 1;27(2):54–9.
26. Sigma-Aldrich. Nicotine - Safety Data Sheet [Internet]. Sigma-Aldrich; 2022 [cited 2023 Apr 9]. Available from: <https://www.sigmaaldrich.com/CH/en/sds/SIGMA/N3876>
27. Saitoh F, Noma M, Kawashima N. The alkaloid contents of sixty Nicotiana species. *Phytochemistry*. 1985;24(3):477–80.
28. Chaplin JF, Burk LG. Genetic Approaches to Varying Chemical Constituents in Tobacco and Smoke. *Beitr Zur Tab Contrib Tob Res* [Internet]. 1977 Jan 1 [cited 2023 Apr 10];9(2). Available from: <https://www.degruyter.com/doi/10.2478/cttr-2013-0432>
29. Chaplin JF, Burk LG. Agronomic, chemical and smoke characteristics of flue-cured Tobacco lines with different levels of total alkaloids. In *Winston-Salem, United States: Cooperation Centre for Scientific Research Relative to Tobacco*; 1982 [cited 2023 Feb 6]. p. 85. Available from: <https://www.coresta.org/abstracts/agronomic-chemical-and-smoke-characteristics-flue-cured-tobacco-lines-different-levels>
30. Collins W, Hawks S. *Principles of flue-cured tobacco production*. HarperCollins Publishers; 1993.
31. Tso TC. *Production, physiology, and biochemistry of tobacco plant*. Beltsville, Md: IDEALS; 1990. 753 p.

32. Chavdarian CG, Sanders EB, Bassfield RL. Synthesis of optically active nicotinoids. *J Org Chem*. 1982 Mar;47(6):1069–73.
33. Nguyen LA, He H, Pham-Huy C. Chiral drugs: an overview. *Int J Biomed Sci IJBS*. 2006 Jun;2(2):85–100.
34. Smith SW. Chiral Toxicology: It's the Same Thing... Only Different. *Toxicol Sci*. 2009 Jul;110(1):4–30.
35. CAS Common Chemistry. CAS Common Chemistry. [cited 2023 Feb 6]. (-)-Nicotine CAS. Available from: https://commonchemistry.cas.org/detail?cas_rn=54-11-5&search=Nicotine
36. Benowitz NL, Hukkanen J, Jacob P. Nicotine Chemistry, Metabolism, Kinetics and Biomarkers. In: Henningfield JE, London ED, Pogun S, editors. *Nicotine Psychopharmacology* [Internet]. Berlin, Heidelberg: Springer Berlin Heidelberg; 2009 [cited 2023 Apr 10]. p. 29–60. (Hofmann FB, editor. *Handbook of Experimental Pharmacology*; vol. 192). Available from: http://link.springer.com/10.1007/978-3-540-69248-5_2
37. Domino EF. Pharmacological significance of nicotine. In: *Analytical Determination of Nicotine and Related Compounds and their Metabolites* [Internet]. Elsevier; 1999 [cited 2023 Apr 10]. p. 1–11. Available from: <https://linkinghub.elsevier.com/retrieve/pii/B9780444500953500024>
38. Ji H, Wu Y, Fannin F, Bush L. Determination of tobacco alkaloid enantiomers using reversed phase UPLC/MS/MS. *Heliyon*. 2019 May;5(5):e01719.
39. Hukkanen J, Jacob P, Benowitz NL. Metabolism and Disposition Kinetics of Nicotine. *Pharmacol Rev*. 2005 Mar;57(1):79–115.
40. Benowitz NL. Pharmacology of nicotine: addiction, smoking-induced disease, and therapeutics. *Annu Rev Pharmacol Toxicol*. 2009;49:57–71.
41. Gholap VV, Kosmider L, Golshahi L, Halquist MS. Nicotine forms: why and how do they matter in nicotine delivery from electronic cigarettes? *Expert Opin Drug Deliv*. 2020 Dec 1;17(12):1727–36.
42. Hellinghausen G, Lee JT, Weatherly CA, Lopez DA, Armstrong DW. Evaluation of nicotine in tobacco-free-nicotine commercial products: Nicotine enantiomers in tobacco free nicotine. *Drug Test Anal*. 2017 Jun;9(6):944–8.
43. Ramamurthi D, Chau C, Lu Z, Rughoobur I, Sanaie K, Krishna P, et al. Marketing of “Tobacco-Free” and “Synthetic Nicotine” Products [Internet]. *Stanford Research into the Impact of Tobacco Advertising*; 2022 [cited 2023 Feb 17]. Available from: <https://tobacco-img.stanford.edu/wp-content/uploads/2022/03/13161808/Synthetic-Nicotine-White-Paper-3-8-2022F.pdf>
44. Chen Y, Sun S, Zhao X, Zhou H, Wang F. Objective Facts or Misleading Hype? Associations between Features of E-Cigarette Marketing and Sales on a Chinese E-Commerce Platform. *Int J Environ Res Public Health*. 2020 Sep 15;17(18):6711.
45. Schmid T. Tobacco Asia. 2021 [cited 2023 Feb 6]. A Real Up and Comer: Synthetic Nicotine. Available from: <https://www.tobaccoasia.com/features/a-real-up-and-comer-synthetic-nicotine/>
46. Jordt SE. Synthetic nicotine has arrived. *Tob Control*. 2023 Apr;32(e1):e113–7.
47. Gupta AK, Mehrotra R. Safety Concerns for Tobacco-Free Products Containing Synthetic Nicotine. *Nicotine Tob Res Off J Soc Res Nicotine Tob*. 2021 Oct 7;23(11):1980–1.
48. Zettler PJ, Hemmerich N, Berman ML. Closing the Regulatory Gap for Synthetic Nicotine Products. *Boston Coll Law Rev Boston Coll Law Sch*. 2018;59(6):1933–82.
49. Stephenson J. FDA Gains Power to Regulate Synthetic Nicotine in e-Cigarettes. *JAMA Health Forum*. 2022 Apr 1;3(4):e221140.
- 26 50. Duell AK, Kerber PJ, Luo W, Peyton DH. Determination of (R)-(+)- and (S)-(-)-Nicotine Chirality in Puff Bar E-Liquids by 1H NMR Spectroscopy, Polarimetry, and Gas Chromatography-Mass Spectrometry. *Chem Res Toxicol*. 2021 Jul 19;34(7):1718–20.
51. National Center for Chronic Disease Prevention and Health Promotion (US) Office on Smoking and Health. *The Health Consequences of Smoking—50 Years of Progress: A Report of the Surgeon General* [Internet]. Atlanta (GA): Centers for Disease Control and Prevention (US); 2014 [cited 2023 Apr 11]. (Reports of the Surgeon General). Available from: <http://www.ncbi.nlm.nih.gov/books/NBK179276/>
52. Bellew B, Winnall W, Hanley-Jones S, Greenhalgh E, Winstanley M. 3.27 Health Effects of Smoking Tobacco in Other Forms. In: Greenhalgh E, Scollo M, Winstanley M, editors. *Tobacco in Australia: Facts and Issues* [Internet]. Melbourne: Cancer Council Victoria; 2021. Available from: <https://www.tobaccoin australia.org.au/chapter-3-health-effects/3-27-health-effects-of-smoking-tobacco-in-other-fo>
53. Simonavicius E, McNeill A, Shahab L, Brose LS. Heat-not-burn tobacco products: a systematic literature review. *Tob Control*. 2019 Sep;28(5):582–94.
54. Voos N, Goniewicz ML, Eissenberg T. What is the nicotine delivery profile of electronic cigarettes? *Expert Opin Drug Deliv*. 2019 Nov 2;16(11):1193–203.
55. Marchand M, Brossard P, Merdjan H, Lama N, Weitkunat R, Lüdicke F. Nicotine Population Pharmacokinetics in Healthy Adult Smokers: A Retrospective Analysis. *Eur J Drug Metab Pharmacokinet*. 2017 Dec;42(6):943–54.
56. Sosnoff CS, Caron K, Akins JR, Dortch K, Hunter RE, Pine BN, et al. Serum Concentrations of Cotinine and Trans -3'-Hydroxycotinine in US Adults: Results From Wave 1 (2013–2014) of the Population Assessment of Tobacco and Health Study. *Nicotine Tob Res*. 2022 Mar 26;24(5):736–44.
57. Murphy SE. Biochemistry of nicotine metabolism and its relevance to lung cancer. *J Biol Chem*. 2021 Jan;296:100722.
58. IARC Working Group on the Evaluation of Carcinogenic Risks to Humans. Personal habits and indoor combustions. *IARC Monogr Eval Carcinog Risks Hum*. 2012;100(Pt E):1–538.
59. World Health Organization. WHO study group on tobacco product regulation: report on the scientific basis of tobacco product regulation: sixth report of a WHO study group [Internet]. Geneva: World Health Organization; 2017 [cited 2023 Apr 21]. 143 p. (WHO technical report series;1001). Available from: <https://apps.who.int/iris/handle/10665/260245>
60. National Cancer Institute. *Smokeless Tobacco or Health: An International Perspective* [Internet]. Bethesda, MD: U.S. Department of Health and Human Services, National Institutes of Health, National Cancer Institute; 1992. (Tobacco Control Monograph No. 2). Available from: <https://cancercontrol.cancer.gov/brp/tcrb/monographs/monograph-02>
61. Rostron BL, Chang JT, Anic GM, Tanwar M, Chang CM, Corey CG. Smokeless tobacco use and circulatory disease risk: a systematic review and meta-analysis. *Open Heart*. 2018 Nov;5(2):e000846.
62. Piano MR, Benowitz NL, FitzGerald GA, Corbridge S, Heath J, Hahn E, et al. Impact of Smokeless Tobacco Products on Cardiovascular Disease: Implications for Policy, Prevention, and Treatment: A Policy Statement From the American Heart Association. *Circulation*. 2010 Oct 12;122(15):1520–44.
63. *Scientific Standards for Studies on Modified Risk Tobacco Products* [Internet]. Washington, D.C.: National Academies Press; 2012 [cited 2023 Apr 10]. Available from: <http://www.nap.edu/catalog/13294>
64. Abrams DB, Glasser AM, Pearson JL, Villanti AC, Collins LK, Niaura RS. Harm Minimization and Tobacco Control: Reframing Societal Views of Nicotine Use to Rapidly Save Lives. *Annu Rev Public Health*. 2018 Apr 1;39(1):193–213.

65. Raja J, Khouzam A, Khouzam N, Khouzam RN. Smoke and Heart Should Stay Apart: A Look at E Cigarettes and Other Alternatives to Conventional Cigarettes, and Their Impact on Cardiovascular Health. *Curr Probl Cardiol.* 2021 Mar;46(3):100640.
66. Mears MJ, Hookfin HL, Bandaru P, Vidal P, Stanford KI, Wold LE. Electronic Nicotine Delivery Systems and Cardiovascular/Cardiometabolic Health. *Circ Res.* 2023 Apr 28;132(9):1168–80.
67. Loffredo L, Carnevale R, Battaglia S, Marti R, Pizzolo S, Bartimoccia S, et al. Impact of chronic use of heat-not-burn cigarettes on oxidative stress, endothelial dysfunction and platelet activation: the SUR-VAPES Chronic Study. *Thorax.* 2021 Jun;76(6):618–20.
68. Sohal SS, Eapen MS, Naidu VGM, Sharma P. IQOS exposure impairs human airway cell homeostasis: direct comparison with traditional cigarette and e-cigarette. *ERJ Open Res.* 2019 Feb;5(1):00159–2018.
69. World Health Organization. WHO global report on trends in prevalence of tobacco use 2000–2025 [Internet]. 3rd ed. Geneva: World Health Organization; 2019 [cited 2023 Apr 10]. Available from: <https://apps.who.int/iris/handle/10665/330221>
70. Tehrani H, Rajabi A, Ghelichi- Ghojogh M, Nejatian M, Jafari A. The prevalence of electronic cigarettes vaping globally: a systematic review and meta-analysis. *Arch Public Health.* 2022 Nov 21;80(1):240.
71. Lavery AA, Vardavas CI, Filippidis FT. Prevalence and reasons for use of Heated Tobacco Products (HTP) in Europe: an analysis of Eurobarometer data in 28 countries. *Lancet Reg Health - Eur.* 2021 Sep;8:100159.
72. Eissenberg T, Bhatnagar A, Chapman S, Jordt SE, Shihadeh A, Soule EK. Invalidity of an Oft-Cited Estimate of the Relative Harms of Electronic Cigarettes. *Am J Public Health.* 2020 Feb;110(2):161–2.
73. United States, editor. How tobacco smoke causes disease: the biology and behavioral basis for smoking-attributable disease: a report of the Surgeon General. Rockville, MD: Washington, DC: U.S. Dept. of Health and Human Services, Public Health Service, Office of the Surgeon General; For sale by the Supt. of Docs., U.S. G.P.O.; 2010. 704 p.
74. Centers for Disease Control and Prevention. Centers for Disease Control and Prevention. 2018 [cited 2023 Feb 17]. Bidis and Kreteks. Available from: https://www.cdc.gov/tobacco/data_statistics/fact_sheets/tobacco_industry/bidis_kreteks/index.htm
75. Teutsch SM, Geller AB, Mead AM, National Academies of Sciences, Engineering, and Medicine (U.S.), National Academies of Sciences, Engineering, and Medicine (U.S.), National Academies of Sciences, Engineering, and Medicine (U.S.), editors. Premium cigars: Patterns of use, marketings, and health effects. Washington, DC: The National Academies Press; 2022. 451 p. (A consensus study report).
76. Vupputuri S, Hajat C, Al-Houqani M, Osman O, Sreedharan J, Ali R, et al. Midwakh/dokha tobacco use in the Middle East: much to learn. *Tob Control.* 2016 Mar;25(2):236–41.
77. U.S. Food and Drug Administration. U.S. Food and Drug Administration. 2020 [cited 2023 Feb 17]. Hookah Tobacco (Shisha or Waterpipe Tobacco). Available from: <https://www.fda.gov/tobacco-products/products-ingredients-components/hookah-tobacco-shisha-or-waterpipe-tobacco>
78. Bianco E, Skipalskiy A, Goma F, Odeh H, Hasegawa K, Zawawi MA, et al. E-Cigarettes: A New Threat to Cardiovascular Health – A World Heart Federation Policy Brief. *Glob Heart.* 2021 Oct 18;16(1):72.
79. Hedman L, Galanti M, Ryk L, Gilljam H, Adermark L. Electronic cigarette use and smoking cessation in cohort studies and randomized trials: A systematic review and meta-analysis. *Tob Prev Cessat.* 2021 Oct 13;7(October):1–16.
80. Banks E, Yazidjoglou A, Brown S, Nguyen M, Martin M, Beckwith K, et al. Electronic cigarettes and health outcomes: umbrella and systematic review of the global evidence. *Med J Aust.* 2023 Apr 3;218(6):267–75.
81. Wang RJ, Bhadriraju S, Glantz SA. E-Cigarette Use and Adult Cigarette Smoking Cessation: A Meta-Analysis. *Am J Public Health.* 2021 Feb;111(2):230–46.
82. Coleman SRM, Piper ME, Byron MJ, Bold KW. Dual Use of Combustible Cigarettes and E-cigarettes: a Narrative Review of Current Evidence. *Curr Addict Rep.* 2022 Oct 17;9(4):353–62.
83. Owusu D, Huang J, Weaver SR, Pechacek TF, Ashley DL, Nayak P, et al. Patterns and trends of dual use of e-cigarettes and cigarettes among U.S. adults, 2015–2018. *Prev Med Rep.* 2019 Dec;16:101009.
84. World Health Organization. WHO Report on the Global Tobacco Epidemic 2021: Addressing New and Emerging Products [Internet]. Geneva, Switzerland: World Health Organization; 2021 [cited 2023 Jun 16]. Available from: <https://www.who.int/publications/i/item/9789240032095>
85. Jackler R, Ramamurthi D, Axelrod A, Jung J, Louis-Ferdinand N, Reide J, et al. The Philip Morris Campaign to Popularize “Heat Not Burn” Tobacco [Internet]. Stanford Research into the Impact of Tobacco Advertising; 2020 [cited 2023 Feb 17]. Available from: https://tobacco-img.stanford.edu/wp-content/uploads/2021/07/21231822/IQOS_Paper_2-21-2020F.pdf
86. Duan Z, Le D, Ciceron AC, Dickey-Chasins R, Wysota CN, Bar-Zeev Y, et al. ‘It’s like if a vape pen and a cigarette had a baby’: a mixed methods study of perceptions and use of IQOS among US young adults. *Health Educ Res.* 2022 Sep 23;37(5):364–77.
87. Odani S, Tsuno K, Agaku IT, Tabuchi T. Heated tobacco products do not help smokers quit or prevent relapse: a longitudinal study in Japan. *Tob Control.* 2023 Feb 27;tc-2022-057613.
88. Centers for Disease Control and Prevention. Centers for Disease Control and Prevention. 2018 [cited 2023 Feb 17]. Dissolvable Tobacco Products. Available from: <https://www.fda.gov/tobacco-products/products-ingredients-components/dissolvable-tobacco-products>
89. Borowiecki M, Emery SL, Kostygina G. New recreational nicotine lozenges, tablets, gummies and gum proliferate on the US market. *Tob Control.* 2022 Nov 1;tc-2022-057673.
90. Shaikh SB, Newton C, Tung WC, Sun Y, Li D, Ossip D, et al. Classification, Perception, and Toxicity of Emerging Flavored Oral Nicotine Pouches. *Int J Environ Res Public Health.* 2023 Mar 3;20(5):4526.
91. Guo Q nan, Wang J, Liu H yan, Wu D, Liao S xiu. Nicotine Ingestion Reduces Heart Rate Variability in Young Healthy Adults. Formanowicz D, editor. *BioMed Res Int.* 2022 Jan 4;2022:1–7.
92. Whitehead AK, Erwin AP, Yue X. Nicotine and vascular dysfunction. *Acta Physiol Oxf Engl.* 2021 Apr;231(4):e13631.
93. Ljungberg LU, Persson K, Eriksson AC, Green H, Whiss PA. Effects of nicotine, its metabolites and tobacco extracts on human platelet function in vitro. *Toxicol Vitro Int J Publ Assoc BIBRA.* 2013 Mar;27(2):932–8.
94. Schmidt F, Daiber A, Münzel T. Long-term cardiovascular risk of e-cigarettes. *Eur Heart J.* 2020 Apr 14;41(15):1526–1526.
95. Buchanan ND, Grimmer JA, Tanwar V, Schwieterman N, Mohler PJ, Wold LE. Cardiovascular risk of electronic cigarettes: a review of preclinical and clinical studies. *Cardiovasc Res.* 2020 Jan 1;116(1):40–50.

96. Moheimani RS, Bhetraratana M, Yin F, Peters KM, Gornbein J, Araujo JA, et al. Increased Cardiac Sympathetic Activity and Oxidative Stress in Habitual Electronic Cigarette Users: Implications for Cardiovascular Risk. *JAMA Cardiol.* 2017 Mar 1;2(3):278–84.
97. Benowitz NL. The role of nicotine in smoking-related cardiovascular disease. *Prev Med.* 1997;26(4):412–7.
98. Zhu BQ, Parmley WW. Hemodynamic and vascular effects of active and passive smoking. *Am Heart J.* 1995 Dec;130(6):1270–5.
99. Czernin J, Waldherr C. Cigarette smoking and coronary blood flow. *Prog Cardiovasc Dis.* 2003;45(5):395–404.
100. Messner B, Bernhard D. Smoking and cardiovascular disease: mechanisms of endothelial dysfunction and early atherogenesis. *Arterioscler Thromb Vasc Biol.* 2014 Mar;34(3):509–15.
101. Rao Ch. S. The Effect of Chronic Tobacco Smoking and Chewing on the Lipid Profile. *J Clin Diagn Res [Internet].* 2013 [cited 2023 Apr 10]; Available from: http://www.jcdr.net/article_fulltext.asp?issn=0973-709x&year=2013&month=January&volume=7&issue=1&page=31-34&id=2663
102. Aune D, Schlesinger S, Norat T, Riboli E. Tobacco smoking and the risk of heart failure: A systematic review and meta-analysis of prospective studies. *Eur J Prev Cardiol.* 2019 Feb;26(3):279–88.
103. Chamberlain AM, Agarwal SK, Folsom AR, Duval S, Soliman EZ, Ambrose M, et al. Smoking and incidence of atrial fibrillation: results from the Atherosclerosis Risk in Communities (ARIC) study. *Heart Rhythm.* 2011 Aug;8(8):1160–6.
104. D'Alessandro A, Boeckelmann I, Hammwöhner M, Goette A. Nicotine, cigarette smoking and cardiac arrhythmia: an overview. *Eur J Prev Cardiol.* 2012 Jun;19(3):297–305.
105. Hom S, Chen L, Wang T, Ghebrehwet B, Yin W, Rubenstein DA. Platelet activation, adhesion, inflammation, and aggregation potential are altered in the presence of electronic cigarette extracts of variable nicotine concentrations. *Platelets.* 2016 Oct 2;27(7):694–702.
106. Ramirez JEM, Karim ZA, Alarabi AB, Hernandez KR, Taleb ZB, Rivera JO, et al. The JUUL E-Cigarette Elevates the Risk of Thrombosis and Potentiates Platelet Activation. *J Cardiovasc Pharmacol Ther.* 2020 Nov;25(6):578–86.
107. Bennani I, Alami Chentoufi M, El Karbane M, Cheikh A, Bouatia M. E-Cigarette Quality Control: Impurity and Nicotine Level Analysis in Electronic Cigarette Refill Liquids. *Sci World J.* 2020 Apr 13;2020:1–7.
108. Son Y, Weisel C, Wackowski O, Schwander S, Delnevo C, Meng Q. The Impact of Device Settings, Use Patterns, and Flavorings on Carbonyl Emissions from Electronic Cigarettes. *Int J Environ Res Public Health.* 2020 Aug 5;17(16):5650.
109. Guerrero-Cignarella A, Luna Diaz LV, Balestrini K, Holt G, Mirsaeidi M, Calderon-Candelario R, et al. Differences in vaping topography in relation to adherence to exclusive electronic cigarette use in veterans. Niaura R, editor. *PLOS ONE.* 2018 Apr 25;13(4):e0195896.
110. Skotsimara G, Antonopoulos AS, Oikonomou E, Siasos G, Ioakeimidis N, Tsalamandris S, et al. Cardiovascular effects of electronic cigarettes: A systematic review and meta-analysis. *Eur J Prev Cardiol.* 2019 Jul;26(11):1219–28.
111. Vlachopoulos C, Ioakeimidis N, Abdelrasoul M, Terentes-Printzios D, Georgakopoulos C, Pietri P, et al. Electronic Cigarette Smoking Increases Aortic Stiffness and Blood Pressure in Young Smokers. *J Am Coll Cardiol.* 2016 Jun;67(23):2802–3.
112. Tsai M, Byun MK, Shin J, Crotty Alexander LE. Effects of e-cigarettes and vaping devices on cardiac and pulmonary physiology. *J Physiol.* 2020 Nov;598(22):5039–62.
113. Qasim H, Karim ZA, Silva-Espinoza JC, Khasawneh FT, Rivera JO, Ellis CC, et al. Short-Term E-Cigarette Exposure Increases the Risk of Thrombogenesis and Enhances Platelet Function in Mice. *J Am Heart Assoc.* 2018 Jul 18;7(15):e009264.
114. Alzahrani T, Pena I, Temesgen N, Glantz SA. Association Between Electronic Cigarette Use and Myocardial Infarction. *Am J Prev Med.* 2018 Oct;55(4):455–61.
115. Skaug EA, Nes B, Aspenes ST, Ellingsen Ø. Non-Smoking Tobacco Affects Endothelial Function in Healthy Men in One of the Largest Health Studies Ever Performed; The Nord-Trøndelag Health Study in Norway; HUNT3. Schooling CM, editor. *PLOS ONE.* 2016 Aug 4;11(8):e0160205.
116. Janson E, Hedblad B. Swedish snuff and incidence of cardiovascular disease. A population-based cohort study. *BMC Cardiovasc Disord.* 2009 Dec;9(1):21.
117. Titova OE, Baron JA, Michaëlsson K, Larsson SC. Swedish snuff (snus) and risk of cardiovascular disease and mortality: prospective cohort study of middle-aged and older individuals. *BMC Med.* 2021 Dec;19(1):111.
118. Vidyasagan AL, Siddiqi K, Kanaan M. Use of smokeless tobacco and risk of cardiovascular disease: A systematic review and meta-analysis. *Eur J Prev Cardiol.* 2016 Dec;23(18):1970–81.
119. Haglund B, Eliasson M, Stenbeck M, Rosen M. Is moist snuff use associated with excess risk of IHD or stroke? A longitudinal follow-up of snuff users in Sweden. *Scand J Public Health.* 2007 Dec;35(6):618–22.
120. Hajat C, Stein E, Ramstrom L, Shantikumar S, Polosa R. The health impact of smokeless tobacco products: a systematic review. *Harm Reduct J.* 2021 Dec 4;18(1):123.
121. Hansson J, Galanti MR, Hergens MP, Fredlund P, Ahlbom A, Alfredsson L, et al. Snus (Swedish smokeless tobacco) use and risk of stroke: pooled analyses of incidence and survival. *J Intern Med.* 2014 Jul;276(1):87–95.
122. Vardavas CI, Girvalaki C, Filippidis FT, Oder M, Kastanje R, de Vries I, et al. Characteristics and outcomes of e-cigarette exposure incidents reported to 10 European Poison Centers: a retrospective data analysis. *Tob Induc Dis.* 2017 Dec;15(1):36.
123. Maessen GC, Wijnhoven AM, Neijzen RL, Paulus MC, van Heel DAM, Bomers BHA, et al. Nicotine intoxication by e-cigarette liquids: a study of case reports and pathophysiology. *Clin Toxicol.* 2020 Jan 2;58(1):1–8.
124. Wang B, Liu S, Persoskie A. Poisoning exposure cases involving e-cigarettes and e-liquid in the United States, 2010–2018. *Clin Toxicol.* 2020 Jun 2;58(6):488–94.
125. Scarpino M, Rosso T, Lanzo G, Lolli F, Bonizzoli M, Lazzeri C, et al. Severe neurological nicotine intoxication by e-cigarette liquids: Systematic literature review. *Acta Neurol Scand.* 2021 Feb;143(2):121–30.
126. Barbuto A. UpToDate. 2022 [cited 2023 Feb 17]. Nicotine poisoning (e-cigarettes, tobacco products, plants, and pesticides). Available from: <https://www.uptodate.com/contents/nicotine-poisoning-e-cigarettes-tobacco-products-plants-and-pesticides#H958306386>
127. Barrington-Trimis JL, Braymiller JL, Unger JB, McConnell R, Stokes A, Leventhal AM, et al. Trends in the Age of Cigarette Smoking Initiation Among Young Adults in the US From 2002 to 2018. *JAMA Netw Open.* 2020 Oct 6;3(10):e2019022.
128. Walley SC, Wilson KM, Winickoff JP, Groner J. A Public Health Crisis: Electronic Cigarettes, Vape, and JUUL. *Pediatrics.* 2019 Jun;143(6):e20182741.
129. Cooper M, Park-Lee E, Ren C, Cornelius M, Jamal A, Cullen KA. Notes from the Field: E-cigarette Use Among Middle and High School Students — United States, 2022. *MMWR Morb Mortal Wkly Rep.* 2022 Oct 7;71(40):1283–5.

130. Glantz S, Jeffers A, Winickoff JP. Nicotine Addiction and Intensity of e-Cigarette Use by Adolescents in the US, 2014 to 2021. *JAMA Netw Open*. 2022 Nov 7;5(11):e2240671.
131. Health Canada. Government of Canada. 2023 [cited 2023 Jun 16]. Summary of results for the Canadian Student Tobacco, Alcohol and Drugs Survey 2021-22. Available from: <https://www.canada.ca/en/health-canada/services/canadian-student-tobacco-alcohol-drugs-survey/2021-2022-summary.html>
132. Dani JA. Neuronal Nicotinic Acetylcholine Receptor Structure and Function and Response to Nicotine. In: *International Review of Neurobiology* [Internet]. Elsevier; 2015 [cited 2023 Apr 10]. p. 3–19. Available from: <https://linkinghub.elsevier.com/retrieve/pii/S0074774215000471>
133. Castro EM, Lotfipour S, Leslie FM. Nicotine on the developing brain. *Pharmacol Res*. 2023 Apr;190:106716.
134. England LJ, Bunnell RE, Pechacek TF, Tong VT, McAfee TA. Nicotine and the Developing Human: A Neglected Element in the Electronic Cigarette Debate. *Am J Prev Med*. 2015 Aug;49(2):286–93.
135. Kota D, Martin BR, Robinson SE, Damaj MI. Nicotine Dependence and Reward Differ between Adolescent and Adult Male Mice. *J Pharmacol Exp Ther*. 2007 Jul;322(1):399–407.
136. Azam L, Chen Y, Leslie FM. Developmental regulation of nicotinic acetylcholine receptors within midbrain dopamine neurons. *Neuroscience*. 2007 Feb;144(4):1347–60.
137. Adriani W, Spijker S, Deroche-Gamonet V, Laviola G, Le Moal M, Smit AB, et al. Evidence for enhanced neurobehavioral vulnerability to nicotine during periadolescence in rats. *J Neurosci Off J Soc Neurosci*. 2003 Jun 1;23(11):4712–6.
138. Gellner CA, Belluzzi JD, Leslie FM. Self-administration of nicotine and cigarette smoke extract in adolescent and adult rats. *Neuropharmacology*. 2016 Oct;109:247–53.
139. Counotte DS, Goriounova NA, Li KW, Loos M, van der Schors RC, Schettters D, et al. Lasting synaptic changes underlie attention deficits caused by nicotine exposure during adolescence. *Nat Neurosci*. 2011 Apr;14(4):417–9.
140. Iñiguez SD, Warren BL, Parise EM, Alcantara LF, Schuh B, Maffeo ML, et al. Nicotine Exposure during Adolescence Induces a Depression-Like State in Adulthood. *Neuropsychopharmacology*. 2009 May;34(6):1609–24.
141. Leslie FM. Unique, long-term effects of nicotine on adolescent brain. *Pharmacol Biochem Behav*. 2020 Oct;197:173010.
142. Yuan M, Cross SJ, Loughlin SE, Leslie FM. Nicotine and the adolescent brain. *J Physiol*. 2015 Aug 15;593(16):3397–412.
143. Chadi N, Li G, Hadland SE. Adverse School Outcomes and Risky Sexual Health Behaviors among High School Students with E-Cigarette and Marijuana Use. *Subst Use Misuse*. 2021 Mar 21;56(4):517–21.
144. McCabe SE, West BT, Veliz P, Boyd CJ. E-cigarette Use, Cigarette Smoking, Dual Use, and Problem Behaviors Among U.S. Adolescents: Results From a National Survey. *J Adolesc Health*. 2017 Aug;61(2):155–62.
145. Dearfield CT, Chen-Sankey JC, McNeel TS, Bernat DH, Choi K. E-cigarette initiation predicts subsequent academic performance among youth: Results from the PATH Study. *Prev Med*. 2021 Dec;153:106781.
146. Mishra A, Chaturvedi P, Datta S, Sinukumar S, Joshi P, Garg A. Harmful effects of nicotine. *Indian J Med Paediatr Oncol*. 2015 Jan;36(01):24–31.
147. Jarvis MJ. Passive smoking in the home: plasma cotinine concentrations in non-smokers with smoking partners. *Tob Control*. 2001 Dec 1;10(4):368–74.
148. Gallo V, Neasham D, Airoidi L, Ferrari P, Jenab M, Boffetta P, et al. Second-hand Smoke, Cotinine Levels, and Risk of Circulatory Mortality in a Large Cohort Study of Never-Smokers. *Epidemiology*. 2010 Mar;21(2):207–14.
149. Melstrom P, Sosnoff C, Koszowski B, King BA, Bunnell R, Le G, et al. Systemic absorption of nicotine following acute secondhand exposure to electronic cigarette aerosol in a realistic social setting. *Int J Hyg Environ Health*. 2018 Jun;221(5):816–22.
150. Amalia B, Fu M, Tigova O, Ballbè M, Paniello-Castillo B, Castellano Y, et al. Exposure to secondhand aerosol from electronic cigarettes at homes: A real-life study in four European countries. *Sci Total Environ*. 2023 Jan;854:158668.
151. Scientific Committee on Health, Environmental, and Emerging Risks. Opinion on electronic cigarettes [Internet]. Scientific Committee on Health, Environmental, and Emerging Risks; 2021 [cited 2023 Apr 10]. Available from: https://health.ec.europa.eu/system/files/2022-08/scheer_o_017.pdf
152. Fernández E, Fu M, Martínez-Sánchez J. Exposure to aerosols from smoking-proxy electronic inhaling systems: a systematic review [Internet]. Barcelona: World Health Organization Tobacco Free Initiative; 2016 Sep [cited 2023 Apr 10]. Available from: https://cdn.who.int/media/docs/default-source/regulating-tobacco-products/backgroundpapers1-4november.pdf?sfvrsn=e8ddac84_4
153. Hess IM, Lachireddy K, Capon A. A systematic review of the health risks from passive exposure to electronic cigarette vapour. *Public Health Res Pract*. 2016 Apr 15;26(2):2621617.
154. World Health Organization. International Classification of Diseases for Mortality and Morbidity Statistics (ICD-11) [Internet]. Eleventh Revision. Geneva: World Health Organization; 2022 [cited 2023 Feb 17]. Available from: <https://icd.who.int/browse11/l-m/en#/http://id.who.int/icd/entity/1699574100>
155. Van Zundert RMP, Boogerd EA, Vermulst AA, Engels RCME. Nicotine withdrawal symptoms following a quit attempt: An ecological momentary assessment study among adolescents. *Nicotine Tob Res*. 2009 Jun;11(6):722–9.
156. Markou A. Neurobiology of nicotine dependence. *Philos Trans R Soc B Biol Sci*. 2008 Oct 12;363(1507):3159–68.
157. Carter LP, Stitzer ML, Henningfield JE, O'Connor RJ, Cummings KM, Hatsukami DK. Abuse Liability Assessment of Tobacco Products Including Potential Reduced Exposure Products. *Cancer Epidemiol Biomarkers Prev*. 2009 Dec 1;18(12):3241–62.
158. Hiler M, Breland A, Spindle T, Maloney S, Lipato T, Karaoghlanian N, et al. Electronic cigarette user plasma nicotine concentration, puff topography, heart rate, and subjective effects: Influence of liquid nicotine concentration and user experience. *Exp Clin Psychopharmacol*. 2017 Oct;25(5):380–92.
159. World Health Organization. Advisory note: global nicotine reduction strategy: WHO Study Group on Tobacco Product Regulation [Internet]. Geneva: World Health Organization; 2015 [cited 2023 Apr 11]. 35 p. Available from: <https://apps.who.int/iris/handle/10665/189651>
160. Jarvis MJ. Why people smoke. *BMJ*. 2004 Jan 31;328(7434):277–9.
161. Benowitz NL, Henningfield JE. Reducing the nicotine content to make cigarettes less addictive. *Tob Control*. 2013 May;22(suppl 1):i14–7.
162. Bahelah R, DiFranza JR, Ward KD, Eissenberg T, Fouad FM, Taleb ZB, et al. Waterpipe smoking patterns and symptoms of nicotine dependence: The Waterpipe Dependence in Lebanese Youth Study. *Addict Behav*. 2017 Nov;74:127–33.
163. Al Sharbatti S, Shaikh RB, Sreedharan J, Muttappallymalil J, Weizman M. Predictors of Nicotine Dependence among Adult Male Midwakh and Cigarette Smokers. *Sultan Qaboos Univ Med J SQUMJ* [Internet]. 2021 Apr 18 [cited 2023 Apr 11]; Available from: <https://journals.squ.edu.om/index.php/squmj/article/view/4244>

164. Kechter A, Cho J, Miech RA, Barrington-Trimis JL, Leventhal AM. Nicotine dependence symptoms in U.S. youth who use JUUL E-cigarettes. *Drug Alcohol Depend.* 2021 Oct;227:108941.
165. Prochaska JJ, Vogel EA, Benowitz N. Nicotine delivery and cigarette equivalents from vaping a JUULpod. *Tob Control.* 2022 Aug;31(e1):e88–93.
166. Grøtvedt L, Forsén L, Ariansen I, Graff-Iversen S, Lingaas Holmen T. Impact of snus use in teenage boys on tobacco use in young adulthood; a cohort from the HUNT Study Norway. *BMC Public Health.* 2019 Dec;19(1):1265.
167. Herman M, Tarran R. E-cigarettes, nicotine, the lung and the brain: multi-level cascading pathophysiology. *J Physiol.* 2020 Nov;598(22):5063–71.
168. Park E, Livingston JA, Wang W, Kwon M, Eiden RD, Chang YP. Adolescent E-cigarette use trajectories and subsequent alcohol and marijuana use. *Addict Behav.* 2020 Apr;103:106213.
169. Lozano A, Liu F, Lee TK, Prado G, Schwartz SJ, Leventhal AM, et al. Bidirectional associations between e-cigarette use and alcohol use across adolescence. *Drug Alcohol Depend.* 2021 Mar;220:108496.
170. Roche DJO, Bujarski S, Green R, Hartwell EE, Leventhal AM, Ray LA. Alcohol, tobacco, and marijuana consumption is associated with increased odds of same-day substance co- and tri-use. *Drug Alcohol Depend.* 2019 Jul;200:40–9.
171. O'Brien D, Long J, Quigley J, Lee C, McCarthy A, Kavanagh P. Association between electronic cigarette use and tobacco cigarette smoking initiation in adolescents: a systematic review and meta-analysis. *BMC Public Health.* 2021 Dec;21(1):954.
172. Soneji S, Barrington-Trimis JL, Wills TA, Leventhal AM, Unger JB, Gibson LA, et al. Association Between Initial Use of e-Cigarettes and Subsequent Cigarette Smoking Among Adolescents and Young Adults: A Systematic Review and Meta-analysis. *JAMA Pediatr.* 2017 Aug 1;171(8):788.
173. Benowitz N. The biology of nicotine dependence: From the 1988 Surgeon General's Report to the present and into the future. *Nicotine Tob Res.* 1999;1(1):159–63.
174. Centers for Disease Control and Prevention. Centers for Disease Control and Prevention. 2022 [cited 2023 Feb 17]. Smoking Cessation: Fast Facts. Available from: https://www.cdc.gov/tobacco/data_statistics/fact_sheets/cessation/smoking-cessation-fast-facts/index.html
175. Hartmann-Boyce J, Chepkin SC, Ye W, Bullen C, Lancaster T. Nicotine replacement therapy versus control for smoking cessation. *Cochrane Tobacco Addiction Group, editor. Cochrane Database Syst Rev [Internet].* 2018 May 31 [cited 2023 Apr 11];2019(1). Available from: <http://doi.wiley.com/10.1002/14651858.CD000146.pub5>
176. Kumbhalwar A, Hegde S, Kakodkar P, Mehta V, Gupte H, Jadhav S. Effectiveness of Behavioral Counseling in Smokeless Tobacco Cessation Among Adult Users Reporting to a Dental Hospital in Pune: A Randomized Controlled Trial. *Cureus.* 2022 Apr;14(4):e24041.
177. Mushtaq N, Beebe LA. Evaluating the Psychometric Properties of the Severson 7-Item Smokeless Tobacco Dependence Scale (SSTDS). *Nicotine Tob Res Off J Soc Res Nicotine Tob.* 2021 Jun 8;23(7):1224–9.
178. Henningfield JE, Fant RV, Tomar SL. Smokeless tobacco: an addicting drug. *Adv Dent Res.* 1997 Sep;11(3):330–5.
179. Aboaziza E, Eissenberg T. Waterpipe tobacco smoking: what is the evidence that it supports nicotine/tobacco dependence? *Tob Control.* 2015 Mar;24 Suppl 1(Suppl 1):i44–53.
180. Picciotto MR, Zoli M, Rimondini R, Léna C, Marubio LM, Pich EM, et al. Acetylcholine receptors containing the $\beta 2$ subunit are involved in the reinforcing properties of nicotine. *Nature.* 1998 Jan;391(6663):173–7.
181. McGranahan TM, Patzlaff NE, Grady SR, Heinemann SF, Booker TK. Alpha4Beta2 Nicotinic Acetylcholine Receptors on Dopaminergic Neurons Mediate Nicotine Reward and Anxiety Relief. *J Neurosci.* 2011 Jul 27;31(30):10891–902.
182. Bombardi C, Delicata F, Tagliavia C, Pierucci M, Deidda G, Casarubea M, et al. Acute and Chronic Nicotine Exposures Differentially Affect Central Serotonin 2A Receptor Function: Focus on the Lateral Habenula. *Int J Mol Sci.* 2020 Mar 9;21(5):1873.
183. Quattrocki E, Baird A, Yurgelun-Todd D. Biological aspects of the link between smoking and depression. *Harv Rev Psychiatry.* 2000 Sep;8(3):99–110.
184. Sanouri Ursprung WW, Savageau JA, DiFranza JR. What is the significance of experiencing relaxation in response to the first use of nicotine? *Addict Res Theory.* 2011 Feb;19(1):14–21.
185. Pomerleau OF, Pomerleau CS, Namenek RJ. Early experiences with tobacco among women smokers, ex-smokers, and never-smokers. *Addiction.* 1998 Apr;93(4):595–9.
186. Chen X, Stacy A, Zheng H, Shan J, Spruijt-Metz D, Unger J, et al. Sensations from initial exposure to nicotine predicting adolescent smoking in China: A potential measure of vulnerability to nicotine. *Nicotine Tob Res.* 2003 Jul 1;5(4):455–63.
187. Henningfield JE, Stapleton JM, Benowitz NL, Grayson RF, London ED. Higher levels of nicotine in arterial than in venous blood after cigarette smoking. *Drug Alcohol Depend.* 1993 Jun;33(1):23–9.
188. Allain F, Minogianis EA, Roberts DCS, Samaha AN. How fast and how often: The pharmacokinetics of drug use are decisive in addiction. *Neurosci Biobehav Rev.* 2015 Sep;56:166–79.
189. Buchhalter AR, Acosta MC, Evans SE, Breland AB, Eissenberg T. Tobacco abstinence symptom suppression: the role played by the smoking-related stimuli that are delivered by denicotinized cigarettes. *Addict Abingdon Engl.* 2005 Apr;100(4):550–9.
190. Balfour DJK. Neural mechanisms underlying nicotine dependence. *Addiction.* 1994 Nov;89(11):1419–23.
191. Piasecki TM, Jorenby DE, Smith SS, Fiore MC, Baker TB. Smoking withdrawal dynamics: I. Abstinence distress in lapsers and abstainers. *J Abnorm Psychol.* 2003 Feb;112(1):3–13.
192. Eissenberg T. Measuring the emergence of tobacco dependence: the contribution of negative reinforcement models. *Addict Abingdon Engl.* 2004 Jun;99 Suppl 1:5–29.
193. Gorman D, May A. Mirror. 2022 [cited 2023 Apr 21]. Ryanair passenger 'caught vaping' on flight to Ibiza bundled off plane by police. Available from: <https://www.mirror.co.uk/news/uk-news/ryanair-passenger-caught-vaping-flight-27217923>
194. Kedia S, Ahuja N, Hammal F, Asfar T, Eissenberg T, Maziak W, et al. 'Waterpipe Is Like a Wife': Qualitative Assessment of Perspectives on Waterpipe Smoking Dependence. *Addict Health.* 2022 Oct 29;14(4):268–78.
195. Devi R, Barman D, Sinha S, Hazarika S, Das S. Nicotine replacement therapy: A friend or foe. *J Fam Med Prim Care.* 2020;9(6):2615.
196. World Health Organization. WHO Model List of Essential Medicines [Internet]. 22nd List. Geneva: World Health Organization; 2021 [cited 2023 Apr 10]. Available from: <https://list.essentialmeds.org/>

197. United States Public Health Service Office of the Surgeon General, National Center for Chronic Disease Prevention and Health Promotion (US) Office on Smoking and Health. Smoking Cessation: A Report of the Surgeon General [Internet]. Washington (DC): US Department of Health and Human Services; 2020 [cited 2023 Apr 11]. (Publications and Reports of the Surgeon General). Available from: <http://www.ncbi.nlm.nih.gov/books/NBK555591/>
198. Ebbert JO, Elrashidi MY, Stead LF. Interventions for smokeless tobacco use cessation. Cochrane Tobacco Addiction Group, editor. Cochrane Database Syst Rev [Internet]. 2015 Oct 26 [cited 2023 Apr 11]; Available from: <https://doi.wiley.com/10.1002/14651858.CD004306.pub5>
199. Canadian Agency for Drugs and Technologies in Health. Nicotine Replacement Therapy for Smoking Cessation or Reduction: A Review of the Clinical Evidence [Internet]. Ottawa (ON): Canadian Agency for Drugs and Technologies in Health; 2014 [cited 2023 Apr 11]. (CADTH Rapid Response Reports). Available from: <http://www.ncbi.nlm.nih.gov/books/NBK195714/>
200. Rigotti NA. UpToDate. 2023 [cited 2023 Feb 17]. Pharmacotherapy for smoking cessation in adults. Available from: <https://www.uptodate.com/contents/pharmacotherapy-for-smoking-cessation-in-adults>
201. Lindson N, Chepkin SC, Ye W, Fanshawe TR, Bullen C, Hartmann-Boyce J. Different doses, durations and modes of delivery of nicotine replacement therapy for smoking cessation. Cochrane Tobacco Addiction Group, editor. Cochrane Database Syst Rev [Internet]. 2019 Apr 18 [cited 2023 Apr 11];2019(4). Available from: <http://doi.wiley.com/10.1002/14651858.CD013308>
202. Dollerup J, Vestbo J, Murray-Thomas T, Kaplan A, Martin RJ, Pizzichini E, et al. Cardiovascular risks in smokers treated with nicotine replacement therapy: a historical cohort study. Clin Epidemiol. 2017 Apr;Volume 9:231–43.
203. Benowitz NL, Gourlay SG. Cardiovascular Toxicity of Nicotine: Implications for Nicotine Replacement Therapy. J Am Coll Cardiol. 1997 Jun;29(7):1422–31.
204. Pack QR, Priya A, Lagu TC, Pekow PS, Atreya A, Rigotti NA, et al. Short-Term Safety of Nicotine Replacement in Smokers Hospitalized With Coronary Heart Disease. J Am Heart Assoc. 2018 Sep 18;7(18):e009424.
205. Hanewinkel R, Niederberger K, Pedersen A, Unger JB, Galimov A. E-cigarettes and nicotine abstinence: a meta-analysis of randomised controlled trials. Eur Respir Rev. 2022 Mar 31;31(163):210215.
206. Hyland A, Rezaishiraz H, Giovino G, Bauer J, Michael Cummings K. Over-the-counter availability of nicotine replacement therapy and smoking cessation. Nicotine Tob Res. 2005 Aug 1;7(4):547–55.
207. Yingst JM, Hrabovsky S, Hobkirk A, Trushin N, Richie JP, Foulds J. Nicotine Absorption Profile Among Regular Users of a Pod-Based Electronic Nicotine Delivery System. JAMA Netw Open. 2019 Nov 15;2(11):e1915494.
208. Hughes JR. Dependence potential and abuse liability of nicotine replacement therapies. Biomed Pharmacother. 1989 Jan;43(1):11–7.
209. World Health Organization. Regional Office for Europe. Summary results of the global youth tobacco survey in selected countries of the WHO European Region [Internet]. World Health Organization Regional Office for Europe; 2020 [cited 2023 Apr 21]. Available from: <https://apps.who.int/iris/bitstream/handle/10665/336752/WHO-EURO-2020-1513-41263-56157-eng.pdf?sequence=1&isAllowed=y>
210. Ferkol TW, Farber HJ, La Grutta S, Leone FT, Marshall HM, Neptune E, et al. Electronic cigarette use in youths: a position statement of the Forum of International Respiratory Societies. Eur Respir J. 2018 May;51(5):1800278.
211. Wang TW, Neff LJ, Park-Lee E, Ren C, Cullen KA, King BA. E-cigarette Use Among Middle and High School Students — United States, 2020. MMWR Morb Mortal Wkly Rep. 2020 Sep 18;69(37):1310–2.
212. Lauterstein D, Hoshino R, Gordon T, Watkins BX, Weitzman M, Zelikoff J. The Changing Face of Tobacco Use Among United States Youth. Curr Drug Abuse Rev. 2014 Nov 17;7(1):29–43.
213. Conference of the Parties to the WHO Framework Convention on Tobacco Control. Novel and emerging tobacco products - Decisions FCTC/COP8(22) [Internet]. WHO Framework Convention on Tobacco Control; 2018 [cited 2023 Apr 21]. Available from: [https://fctc.who.int/publications/m/item/fctc-cop8\(22\)-novel-and-emerging-tobacco-products](https://fctc.who.int/publications/m/item/fctc-cop8(22)-novel-and-emerging-tobacco-products)
214. WHO Framework Convention on Tobacco Control. Guidelines for implementation of Article 14 [Internet]. WHO FCTC; 2013 [cited 2023 Feb 17]. Available from: <https://fctc.who.int/publications/m/item/guidelines-for-implementation-of-article-14>
215. Donny EC, White CM. A review of the evidence on cigarettes with reduced addictiveness potential. Int J Drug Policy. 2022 Jan;99:103436.
216. White CM, Pickworth WB, Sved AF, Donny EC. Using Product Standards to Render the Most Harmful Tobacco Products Minimally Addictive: Maximum Nicotine Level, Non-Nicotine Constituents, and Scope. Nicotine Tob Res. 2019 Dec 23;21(Supplement_1):S13–5.
217. Higgins ST, Heil SH, Sigmon SC, Tidey JW, Gaalema DE, Hughes JR, et al. Addiction Potential of Cigarettes With Reduced Nicotine Content in Populations With Psychiatric Disorders and Other Vulnerabilities to Tobacco Addiction. JAMA Psychiatry. 2017 Oct 1;74(10):1056.
218. Omaiye EE, McWhirter KJ, Luo W, Pankow JF, Talbot P. High-Nicotine Electronic Cigarette Products: Toxicity of JUUL Fluids and Aerosols Correlates Strongly with Nicotine and Some Flavor Chemical Concentrations. Chem Res Toxicol. 2019 Jun 17;32(6):1058–69.
219. Cheng T. Chemical evaluation of electronic cigarettes. Tob Control. 2014 May;23(suppl 2):ii11–7.
220. European Heart Network. Electronic cigarettes and cardiovascular disease – an update from the European Heart Network [Internet]. European Heart Network; 2019 [cited 2020 Nov 30]. Available from: http://www.ehnheart.org/images/EHN_e-cigarettes_final_final.pdf
221. Menakuru S, Inzamam Ali M. Beliefs and reality of e-cigarette smoking. BMJ Case Rep. 2018 Oct 2;bcr-2018-225683.
222. Berry KM, Fetterman JL, Benjamin EJ, Bhatnagar A, Barrington-Trimis JL, Leventhal AM, et al. Association of Electronic Cigarette Use With Subsequent Initiation of Tobacco Cigarettes in US Youths. JAMA Netw Open. 2019 Feb 1;2(2):e187794.
223. Chivers E, Janka M, Franklin P, Mullins B, Larcombe A. Nicotine and other potentially harmful compounds in “nicotine-free” e-cigarette liquids in Australia. Med J Aust. 2019 Feb;210(3):127–8.
224. DeVito EE, Krishnan-Sarin S. E-cigarettes: Impact of E-Liquid Components and Device Characteristics on Nicotine Exposure. Curr Neuropharmacol. 2018 May 1;16(4):438–59.
225. Eissenberg T, Soule E, Shihadeh A, CSTP Nicotine Flux Work Group. ‘Open-System’ electronic cigarettes cannot be regulated effectively. Tob Control. 2021 Mar;30(2):234–5.

NICOTINE AND CARDIOVASCULAR HEALTH: WHEN POISON IS ADDICTIVE

A WORLD HEART FEDERATION POLICY BRIEF



WORLD HEART FEDERATION
32, rue de Malatrex, 1201 Geneva, Switzerland
(+41 22) 807 03 20
info@worldheart.org
www.worldheart.org



World Heart Federation

@worldheartfed

World Heart Federation

@worldheartfederation